

2024

ILTI LUCE

ILTI LUCE



Zirkol Circle, black.

VITA DULCIS. "Paura e desiderio nell'Impero romano",
Palazzo delle Esposizioni, Rome

ILTI LUCE

Index

About	06
Product Index	14
Indoor	18
Outdoor	226
Profiles and LED Strips	292
Drivers and Controls	322
The Museum Experience	330






Zirkol Square-Q, black.
VITA DULCIS. "Paura e desiderio nell'Impero romano",
Palazzo delle Esposizioni, Rome

ILTI LUCE

Research, innovation and solutions for lighting culture



We are an Italian lighting company always committed to research, innovation and creating solutions for lighting culture. We are continually tailoring offerings that best suit customer needs, with applications ranging from hospitality, retail, museum, outdoor, and custom designs.

IT

ILTI LUCE, fondata a Torino nel 1990, vanta una lunga tradizione nel campo dell'illuminazione architettuale e del design di prodotto. In più di trent'anni di esperienza ha lasciato un'impronta significativa nell'industria, distinguendosi inizialmente per l'innovativo utilizzo della fibra ottica ed a seguire per l'adozione di soluzioni LED per l'illuminazione di ambienti museali e opere d'arte.

Da sempre impegnata nella ricerca, nell'innovazione e la promozione della cultura di progetto, annovera tra i suoi valori fondamentali sperimentazione e cura dei dettagli e della forma.

La gamma di prodotti è rivolta a rispondere ai bisogni più variegati, con applicazioni che spaziano dall'ospitalità, al retail, al museale, all'outdoor e con una costante ricerca di soluzioni custom che meglio si adattano alle necessità del cliente.

EN

ILTI LUCE, founded in Turin in 1990, boasts a long experience in the field of architectural lighting and product design. In over thirty years of experience, the company has left a significant mark on the industry, initially distinguishing itself for the innovative use of fibre optics and later for the adoption of LED solutions for lighting museum environments and artworks. Always devoted to research, innovation and the promotion of design culture, it places experimentation and attention to detail and design among its core values. Its product portfolio aims to respond to the most diverse requirements, proposing lighting solutions for hospitality, retail, museums and outdoors, with a strong vocation for tailor-made projects.

DE

ILTI LUCE wurde 1990 in Turin gegründet und genießt einen hervorragenden Ruf in der Welt der Architektur und des Produktdesigns. Seit mehr als dreißig Jahren prägt ILTI LUCE die Branche und zeichnete sich zunächst durch den innovativen Einsatz von Glasfasern und später durch die Einführung von LED-solutions für die Beleuchtung von Museumsumgebungen und Kunstwerken aus. Das Unternehmen widmet sich seit jeher der Forschung, der Innovation und der Förderung der Designkultur und sieht das Experimentieren und die Liebe zum Detail und zur Form als einen seiner wichtigsten Werte an. Das Produktangebot erfüllt die unterschiedlichsten Bedürfnisse, wobei die Anwendungsbereiche von der Hospitality über den Einzelhandel bis hin zu Museen und Außenbereichen reichen und die ständige Suche nach maßgeschneiderten Lösungen den Bedürfnissen der Kunden entspricht.

FR

ILTI LUCE, fondée à Turin en 1990, a une longue tradition dans le domaine de l'éclairage architectural et la conception de produits. Forte de trente ans d'expérience, l'entreprise a laissé une empreinte significative dans le secteur, se distinguant d'abord par l'utilisation innovante de la fibre optique, puis par l'adoption de solutions LED pour l'éclairage d'environnements muséaux et d'œuvres d'art. Toujours engagée dans la recherche, l'innovation et la promotion de la culture du design, elle compte l'expérimentation et l'attention des détails et des formes parmi ses valeurs fondamentales. La gamme de produits vise à répondre aux besoins les plus variés, avec des applications allant de l'hôtellerie à la vente au détail, en passant par les musées et l'outdoor, et avec une recherche constante de solutions personnalisées qui répondent le mieux aux besoins du client.





CLASSIFICA

Generale

- | | | | | |
|---|--|--|----|--|
| 1 | | | 6 | |
| 2 | | | 7 | |
| 3 | | | 8 | |
| 4 | | | 9 | |
| 5 | | | 10 | |





Zirkol Circle, black.
VITA DULCIS. "Paura e desiderio nell'Impero romano",
Palazzo delle Esposizioni, Rome


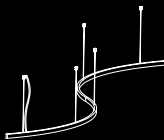
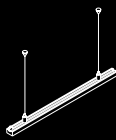
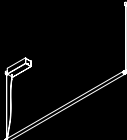


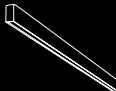










Elba, black.
"The World of Tim Burton",
Museo Nazionale del Cinema, Turin

INDOOR

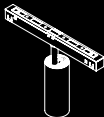




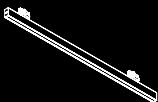



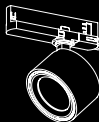
LINEAR

PENDANT	ZIRKOL	ZIRKOL CUSTOM	SLACKLINE	MINIFLUX LINEA	
					
	p.20	p.98	p.120	p.128	
WALL CEILING	ZIRKOL CEILING	ZIRKOL CIRCLE WALL	ZIRKOL LINEAR CEILING	ZIRKOL LINEAR WALL	MINIFLUX LINEA WALL
					
	p.46	p.50	p.92	p.93	p.136
CEILING RECESSED	SLACKLINE				
					
	p.120				
FLOOR	GAMMA				
					
	p.114				

SPOTLIGHT

CEILING	ELBA CEILING	CAPRI CEILING	FLEX	SALINA CEILING	
					
	p.153	p.155	p.196	p.210	
RECESSED	ALICUDI	SALINA	LIPARI	LUX INDOOR	PATTERN
					
	p.206	p.208	p.212	p.214	p.216
	CUCÙ	POP UP	HEY!		
					
	p.222	p.224	p.225		
FLOOR / TABLE	PLINT				
					
	p.186				

TRACK


TRACK 48V	GRAVITY SPOT	GRAVITY UGR	GRAVITY DASH	GRAVITY TUBE	GRAVITY SPHERE
					
	p.168	p.173	p.175	p.176	p.176
TRACK 230V	ZIRKOL TRACK	ELBA	CAPRI	CAPRI PRO	FANTE
					
	p.96	p.150	p.154	p.156	p.149

OUTDOOR

LINEAR

WALL CEILING
RECESSED

MINIFLUX




p.228

RIGA



p.242

WALKLINE FAÇADE



p.255

SLACKLINE IP67



p.256

FLOOR RECESSED

WALKLINE



p.248

GROUND

MINIFLUX GARDEN



p.240

SPOTLIGHT

RECESSED

LUX RECESSED

LUX CEILING



p.266



p.274

GROUND

LUX GARDEN



p.286

CEILING

LUX SURFACE



p.278

FLOOR

LUX SPOT



p.262

WALL

LUX W-S

LUX W-D

LUX WALKWAY

WALKBY



p.280



p.282



p.288



p.290



INDOOR





ZIRKOL



reddot winner 2020
lighting design

ZIRKOL

IT

La famiglia di lampade a sospensione ZIRKOL nasce con forma circolare e si estende a molteplici figure. ZIRKOL incarna il perfetto equilibrio tra design e illuminazione, combinazione che la rende irrinunciabile nel mondo dell'architettura. Ogni prodotto è disponibile in diverse finiture e dimensioni. Tutte le forme ZIRKOL sono realizzate con lo stesso profilo in alluminio per unire design ed estetica. Disponibile sia con emissione singola downlight, sia doppia uplight/downlight per garantire un comfort visivo più omogeneo. La collezione si completa ora con ZIRKOL ACOUSTIC, una lampada a sospensione che unisce illuminazione e acustica. Progettato per offrire un ambiente confortevole, si presenta con un pannello circolare fonoassorbente, rivestito da un tessuto in poliestere riciclato nella colorazione grey.

EN

The ZIRKOL suspension lamp family emerges from the evolution of the classic round luminaire and extends to several different shapes. The ZIRKOL family represents the optimal balance between design and lighting, making it essential in the world of architecture. Each model is available in different sizes and finishes. All ZIRKOL shapes are made from the same aluminum profile to unify design and aesthetic. ZIRKOL is suitable for any kind of application, both in residential and public spaces. Available with a single downlight emission and with double uplight/downlight emission for a more homogeneous visual comfort. The collection is now extended with ZIRKOL ACOUSTIC, a pendant lamp that combines lighting and acoustics. Designed to provide a comfortable atmosphere, it features a sound-absorbing circular panel covered with a recycled polyester fabric in a grey colour.

DE

Die Pendelleuchten-Kollektion ZIRKOL entsteht aus der kreisförmigen Form und erstreckt sich auf mehrere unterschiedliche Versionen. ZIRKOL verkörpert die perfekte Balance zwischen Design und Beleuchtung, eine Kombination, die sie in der Welt der Architektur unverzichtbar macht. Jedes Produkt ist in verschiedenen Ausführungen und Größen erhältlich. Alle ZIRKOL-Formen werden mit der gleichen Aluminiumstruktur hergestellt und verbinden somit Design und Ästhetik. Erhältlich mit einfachem Downlight oder doppeltem Uplight/Downlight-Ausgang, um einen homogenen Sehkomfort zu gewährleisten. ZIRKOL ACOUSTIC vervollständigt die Kollektion. Eine Hängeleuchte, die Beleuchtung und Akustik kombiniert. Sie bietet ein angenehmes Ambiente und ist mit einer schallabsorbierenden runden Platte ausgestattet, die mit einem grauen, recycelten Polyestergewebe bezogen ist.

FR

La famille ZIRKOL naît avec une forme circulaire et s'étend à présent à de multiples formes avec une structure en aluminium. ZIRKOL contient l'équilibre parfait entre design et éclairage, une combinaison qui la rend indispensable dans le monde de l'architecture. Chaque produit est disponible en différentes finitions et tailles. Toutes les formes ZIRKOL sont réalisées avec le même profilé pour allier design et esthétique. Disponible en simple émission downlight et double émission uplight/downlight pour garantir un confort visuel plus homogène. La collection est désormais complétée par ZIRKOL ACOUSTIC, une suspension qui allie éclairage et acoustique. Conçue pour assurer un environnement confortable, elle comporte un panneau circulaire insonorisant, recouvert de tissu en polyester recyclé coloris gris.



Zirkol Circle, black - Zirkol Square-Q, black.
VITA DULCIS. "Paura e desiderio nell'Impero romano",
Palazzo delle Esposizioni, Rome





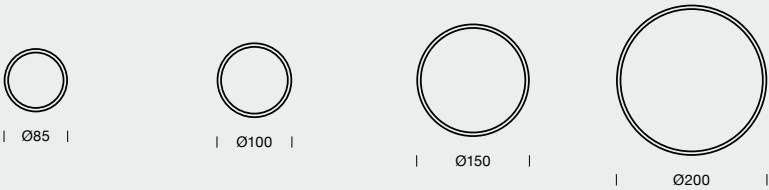
Zirkol Circle, black.
VITA DULCIS. "Paura e desiderio nell'Impero romano",
Palazzo delle Esposizioni, Rome

ZIRKOL

Shapes

dimensions in cm	85	100	150	200	
------------------	----	-----	-----	-----	--

ZIRKOL **CIRCLE**
p.32-51 / 60-66



ZIRKOL **GAP**
p.52-54





ZIRKOL **ROUND**
p.55-58 / 67-68



ZIRKOL **SIDE**
p.59

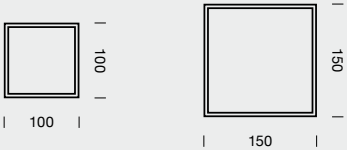


	300	500
--	-----	-----

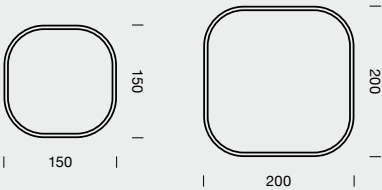


dimensions in cm	100	150	200	250	
------------------	-----	-----	-----	-----	--

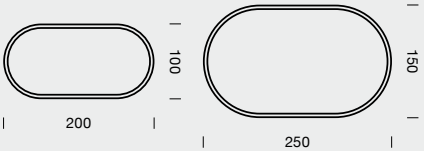
ZIRKOL **SQUARE-S**
p.69-71




ZIRKOL **SQUARE-Q**
p.74-79



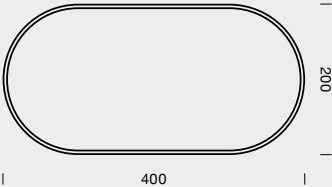
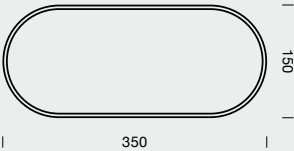
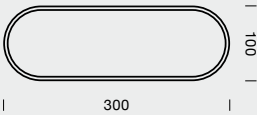
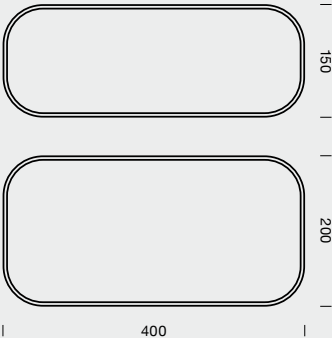
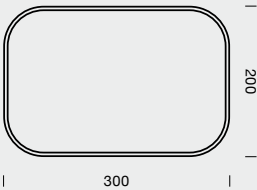
ZIRKOL **OVAL**
p.80-87



ZIRKOL **LINEAR**
p.88-97



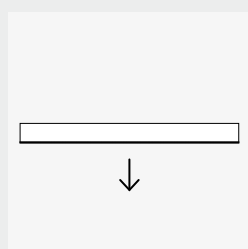
	300	350	400
--	-----	-----	-----



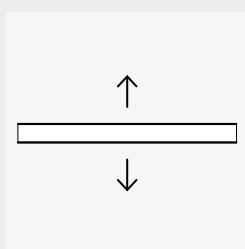
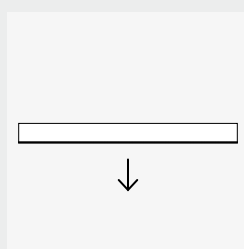
ZIRKOL TECHNICAL INFO

Standard

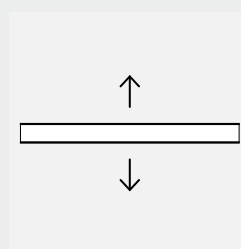
EMISSION



Diffused Downlight


Diffused Downlight +
Uplight

UGR




UGR + Uplight

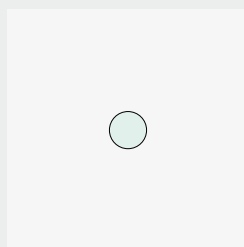
CCT



2700K

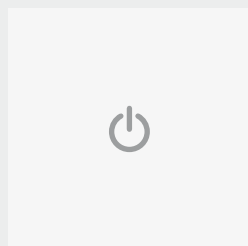


3000K




4000K


CONTROL SYSTEMS




ON/OFF



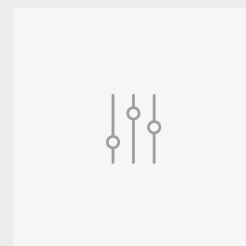
TRIAC



1-10V



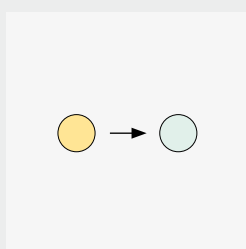
CASAMBI




DALI

Custom Features


LIGHT CONFIGURATIONS



Tunable white




RGB



RGBW

SEPARATE LIGHT CONTROL




Direct


Indirect

Direct-Indirect

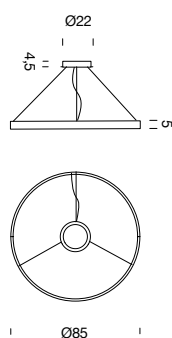
CONTROL SYSTEMS



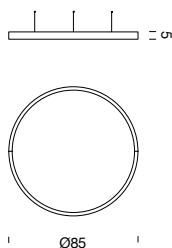
DMX/RDM



EMERGENCY KIT

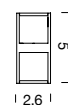


remote driver installation



downlight/up-downlight

- power input
- metal cable

aluminium
structure profile

ZIRKOL HOME - CIRCLE 0,85m | TRIAC

DOWNLIGHT


CCT	max power	source	voltage	lum. flux	CRI	switching	code	finish	
2700K	35W	LED strip	24V	2000lm	90	TRIAC	BZRC2708G15DBO	white	○
2700K	35W	LED strip	24V	2000lm	90	TRIAC	BZRC2708G15DNE	black	●
2700K	35W	LED strip	24V	2000lm	90	TRIAC	BZRC2708G15DOR	gold	●
3000K	35W	LED strip	24V	2200lm	90	TRIAC	BZRC2708G15WBO	white	○
3000K	35W	LED strip	24V	2200lm	90	TRIAC	BZRC2708G15WNE	black	●
3000K	35W	LED strip	24V	2200lm	90	TRIAC	BZRC2708G15WOR	gold	●
4000K	35W	LED strip	24V	2360lm	90	TRIAC	BZRC2708G15NBO	white	○
4000K	35W	LED strip	24V	2360lm	90	TRIAC	BZRC2708G15NNE	black	●
4000K	35W	LED strip	24V	2360lm	90	TRIAC	BZRC2708G15NOR	gold	●
note	RAL 9005 black RAL 9016 white shipped assembled								
included	round canopy with 1 x driver 75W (110/240V) 1 x electrical cable 4m 3 x adjustable metal cables (length from 3m to 0,5m) ceiling attachment included								
customizations	optional accessories on p.112-113 custom features on p.31								

CE UK CA IP40

UP-DOWNLIGHT

CCT	max power	source	voltage	lum. flux	CRI	switching	code	finish	
2700K	70W	LED strip	24V	4000lm	90	TRIAC	BZRC2808G15DBO	white	○
2700K	70W	LED strip	24V	4000lm	90	TRIAC	BZRC2808G15DNE	black	●
2700K	70W	LED strip	24V	4000lm	90	TRIAC	BZRC2808G15DOR	gold	●
3000K	70W	LED strip	24V	4400lm	90	TRIAC	BZRC2808G15WBO	white	○
3000K	70W	LED strip	24V	4400lm	90	TRIAC	BZRC2808G15WNE	black	●
3000K	70W	LED strip	24V	4400lm	90	TRIAC	BZRC2808G15WOR	gold	●
4000K	70W	LED strip	24V	4720lm	90	TRIAC	BZRC2808G15NBO	white	○
4000K	70W	LED strip	24V	4720lm	90	TRIAC	BZRC2808G15NNE	black	●
4000K	70W	LED strip	24V	4720lm	90	TRIAC	BZRC2808G15NOR	gold	●
note	RAL 9005 black RAL 9016 white shipped assembled								
included	round canopy with 1 x driver 75W (110/240V) 1 x electrical cable 4m 3 x adjustable metal cables (length from 3m to 0,5m) ceiling attachment included								
customizations	optional accessories on p.112-113 custom features on p.31								

CE UK CA IP40



ZIRKOL HOME - CIRCLE 0,85m | CASAMBI

DOWNLIGHT

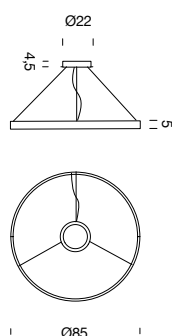
CCT	max power	source	voltage	lum. flux	CRI	switching	code	finish	
2700K	35W	LED strip	24V	2000lm	90	CASAMBI	BZRC3308G15DBO	white	○
2700K	35W	LED strip	24V	2000lm	90	CASAMBI	BZRC3308G15DNE	black	●
2700K	35W	LED strip	24V	2000lm	90	CASAMBI	BZRC3308G15DOR	gold	●
3000K	35W	LED strip	24V	2200lm	90	CASAMBI	BZRC3308G15WBO	white	○
3000K	35W	LED strip	24V	2200lm	90	CASAMBI	BZRC3308G15WNE	black	●
3000K	35W	LED strip	24V	2200lm	90	CASAMBI	BZRC3308G15WOR	gold	●
4000K	35W	LED strip	24V	2360lm	90	CASAMBI	BZRC3308G15NBO	white	○
4000K	35W	LED strip	24V	2360lm	90	CASAMBI	BZRC3308G15NNE	black	●
4000K	35W	LED strip	24V	2360lm	90	CASAMBI	BZRC3308G15NOR	gold	●
note	RAL 9005 black RAL 9016 white shipped assembled								
included	round canopy with 1 x driver 75W (110/240V) 1 x dimmer CASAMBI 1 x electrical cable 4m 3 x adjustable metal cables (length from 3m to 0,5m) ceiling attachment included								
customizations	optional accessories on p.112-113 custom features on p.31								

CE UK CA IP40

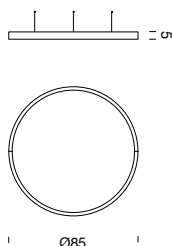
UP-DOWNLIGHT

CCT	max power	source	voltage	lum. flux	CRI	switching	code	finish	
2700K	70W	LED strip	24V	4000lm	90	CASAMBI	BZRC3408G15DBO	white	○
2700K	70W	LED strip	24V	4000lm	90	CASAMBI	BZRC3408G15DNE	black	●
2700K	70W	LED strip	24V	4000lm	90	CASAMBI	BZRC3408G15DOR	gold	●
3000K	70W	LED strip	24V	4400lm	90	CASAMBI	BZRC3408G15WBO	white	○
3000K	70W	LED strip	24V	4400lm	90	CASAMBI	BZRC3408G15WNE	black	●
3000K	70W	LED strip	24V	4400lm	90	CASAMBI	BZRC3408G15WOR	gold	●
4000K	70W	LED strip	24V	4720lm	90	CASAMBI	BZRC3408G15NBO	white	○
4000K	70W	LED strip	24V	4720lm	90	CASAMBI	BZRC3408G15NNE	black	●
4000K	70W	LED strip	24V	4720lm	90	CASAMBI	BZRC3408G15NOR	gold	●
note	RAL 9005 black RAL 9016 white shipped assembled								
included	round canopy with 1 x driver 75W (110/240V) 1 x dimmer CASAMBI 1 x electrical cable 4m 3 x adjustable metal cables (length from 3m to 0,5m) ceiling attachment included								
customizations	optional accessories on p.112-113 custom features on p.31								

CE UK CA IP40

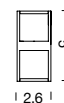


remote driver installation



downlight/up-downlight

- power input
- metal cable

aluminium
structure profile

ZIRKOL HOME - CIRCLE 0,85m | DALI

DOWNLIGHT

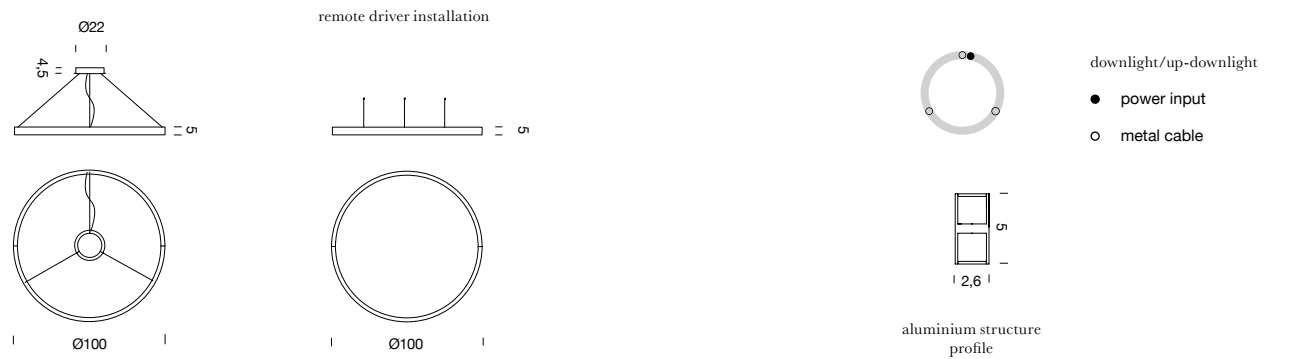
CCT	max power	source	voltage	lum. flux	CRI	switching	code	finish	
2700K	35W	LED strip	24V	2000lm	90	DALI	BZRC1608G15DBO	white	○
2700K	35W	LED strip	24V	2000lm	90	DALI	BZRC1608G15DNE	black	●
2700K	35W	LED strip	24V	2000lm	90	DALI	BZRC1608G15DOR	gold	●
3000K	35W	LED strip	24V	2200lm	90	DALI	BZRC1608G15WBO	white	○
3000K	35W	LED strip	24V	2200lm	90	DALI	BZRC1608G15WNE	black	●
3000K	35W	LED strip	24V	2200lm	90	DALI	BZRC1608G15WOR	gold	●
4000K	35W	LED strip	24V	2360lm	90	DALI	BZRC1608G15NBO	white	○
4000K	35W	LED strip	24V	2360lm	90	DALI	BZRC1608G15NNE	black	●
4000K	35W	LED strip	24V	2360lm	90	DALI	BZRC1608G15NOR	gold	●
note	RAL 9005 black RAL 9016 white shipped assembled								
included	round canopy with 1 x driver 75W (110/240V) 1 x dimmer DALI 1 x electrical cable 4m 3 x adjustable metal cables (length from 3m to 0,5m) ceiling attachment included								
customizations	optional accessories on p.112-113 custom features on p.31								

CE UK CA IP40

UP-DOWNLIGHT

CCT	max power	source	voltage	lum. flux	CRI	switching	code	finish	
2700K	70W	LED strip	24V	4000lm	90	DALI	BZRC1708G15DBO	white	○
2700K	70W	LED strip	24V	4000lm	90	DALI	BZRC1708G15DNE	black	●
2700K	70W	LED strip	24V	4000lm	90	DALI	BZRC1708G15DOR	gold	●
3000K	70W	LED strip	24V	4400lm	90	DALI	BZRC1708G15WBO	white	○
3000K	70W	LED strip	24V	4400lm	90	DALI	BZRC1708G15WNE	black	●
3000K	70W	LED strip	24V	4400lm	90	DALI	BZRC1708G15WOR	gold	●
4000K	70W	LED strip	24V	4720lm	90	DALI	BZRC1708G15NBO	white	○
4000K	70W	LED strip	24V	4720lm	90	DALI	BZRC1708G15NNE	black	●
4000K	70W	LED strip	24V	4720lm	90	DALI	BZRC1708G15NOR	gold	●
note	RAL 9005 black RAL 9016 white shipped assembled								
included	round canopy with 1 x driver 75W (110/240V) 1 x dimmer DALI 1 x electrical cable 4m 3 x adjustable metal cables (length from 3m to 0,5m) ceiling attachment included								
customizations	optional accessories on p.112-113 custom features on p.31								

CE UK CA IP40



ZIRKOL HOME - CIRCLE 1m | TRIAC

DOWNLIGHT

CCT	max power	source	voltage	lum. flux	CRI	switching	code	finish	
2700K	45W	LED strip	24V	2616lm	90	TRIAC	BZRC2710G15DBO	white	○
2700K	45W	LED strip	24V	2616lm	90	TRIAC	BZRC2710G15DNE	black	●
2700K	45W	LED strip	24V	2616lm	90	TRIAC	BZRC2710G15DOR	gold	●
3000K	45W	LED strip	24V	2769lm	90	TRIAC	BZRC2710G15WBO	white	○
3000K	45W	LED strip	24V	2769lm	90	TRIAC	BZRC2710G15WNE	black	●
3000K	45W	LED strip	24V	2769lm	90	TRIAC	BZRC2710G15WOR	gold	●
4000K	45W	LED strip	24V	3077lm	90	TRIAC	BZRC2710G15NBO	white	○
4000K	45W	LED strip	24V	3077lm	90	TRIAC	BZRC2710G15NNE	black	●
4000K	45W	LED strip	24V	3077lm	90	TRIAC	BZRC2710G15NOR	gold	●
note	RAL 9005 black RAL 9016 white shipped assembled								
included	round canopy with 1 x driver 75W (110/240V) 1 x electrical cable 4m 3 x adjustable metal cable (length from 3m to 0,5m) ceiling attachment included								
customizations	optional accessories on p.112-113 custom features on p.31								

CE UK CA IP40

UP-DOWNLIGHT


CCT	max power	source	voltage	lum. flux	CRI	switching	code	finish	
2700K	90W	LED strip	24V	5231lm	90	TRIAC	BZRC2810G15DBO	white	○
2700K	90W	LED strip	24V	5231lm	90	TRIAC	BZRC2810G15DNE	black	●
2700K	90W	LED strip	24V	5231lm	90	TRIAC	BZRC2810G15DOR	gold	●
3000K	90W	LED strip	24V	5539lm	90	TRIAC	BZRC2810G15WBO	white	○
3000K	90W	LED strip	24V	5539lm	90	TRIAC	BZRC2810G15WNE	black	●
3000K	90W	LED strip	24V	5539lm	90	TRIAC	BZRC2810G15WOR	gold	●
4000K	90W	LED strip	24V	6154lm	90	TRIAC	BZRC2810G15NBO	white	○
4000K	90W	LED strip	24V	6154lm	90	TRIAC	BZRC2810G15NNE	black	●
4000K	90W	LED strip	24V	6154lm	90	TRIAC	BZRC2810G15NOR	gold	●
note	RAL 9005 black RAL 9016 white shipped assembled								
included	round canopy with 1 x driver 96W (110/240V) 1 x electrical cable 4m 3 x adjustable metal cable (length from 3m to 0,5m) ceiling attachment included								
customizations	optional accessories on p.112-113 custom features on p.31								

CE UK CA IP40





Zirkol Circle, white.
Hages Badehotel,
Rødby, Denmark



ZIRKOL HOME - CIRCLE 1m | CASAMBI

DOWNLIGHT

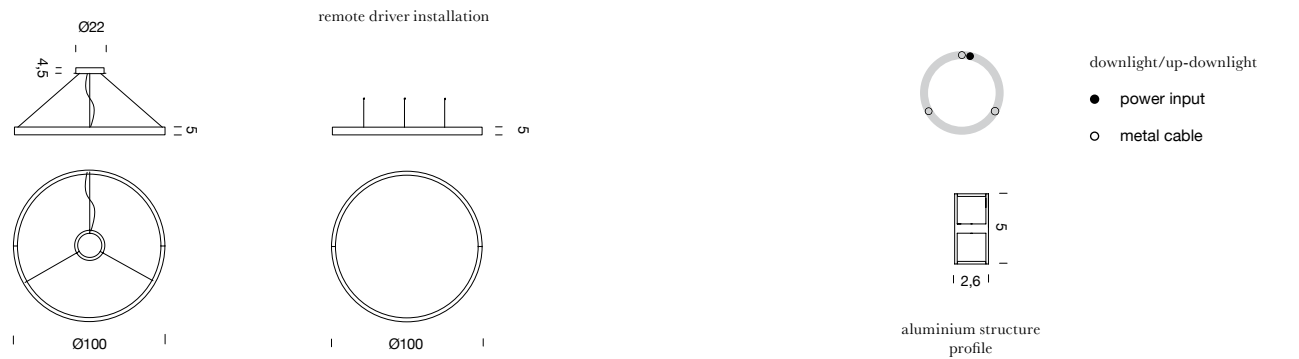
CCT	max power	source	voltage	lum. flux	CRI	switching	code	finish	
2700K	45W	LED strip	24V	2616lm	90	CASAMBI	BZRC3310G15DBO	white	○
2700K	45W	LED strip	24V	2616lm	90	CASAMBI	BZRC3310G15DNE	black	●
2700K	45W	LED strip	24V	2616lm	90	CASAMBI	BZRC3310G15DOR	gold	●
3000K	45W	LED strip	24V	2769lm	90	CASAMBI	BZRC3310G15WBO	white	○
3000K	45W	LED strip	24V	2769lm	90	CASAMBI	BZRC3310G15WNE	black	●
3000K	45W	LED strip	24V	2769lm	90	CASAMBI	BZRC3310G15WOR	gold	●
4000K	45W	LED strip	24V	3077lm	90	CASAMBI	BZRC3310G15NBO	white	○
4000K	45W	LED strip	24V	3077lm	90	CASAMBI	BZRC3310G15NNE	black	●
4000K	45W	LED strip	24V	3077lm	90	CASAMBI	BZRC3310G15NOR	gold	●
note	RAL 9005 black RAL 9016 white shipped assembled								
included	round canopy with 1 x driver 75W (110/240V) 1 x dimmer CASAMBI 1 x electrical cable 4m 3 x adjustable metal cable (length from 3m to 0,5m) ceiling attachment included								
customizations	optional accessories on p.112-113 custom features on p.31								

CE UK CA IP40

UP-DOWNLIGHT

CCT	max power	source	voltage	lum. flux	CRI	switching	code	finish	
2700K	90W	LED strip	24V	5231lm	90	CASAMBI	BZRC3410G15DBO	white	○
2700K	90W	LED strip	24V	5231lm	90	CASAMBI	BZRC3410G15DNE	black	●
2700K	90W	LED strip	24V	5231lm	90	CASAMBI	BZRC3410G15DOR	gold	●
3000K	90W	LED strip	24V	5539lm	90	CASAMBI	BZRC3410G15WBO	white	○
3000K	90W	LED strip	24V	5539lm	90	CASAMBI	BZRC3410G15WNE	black	●
3000K	90W	LED strip	24V	5539lm	90	CASAMBI	BZRC3410G15WOR	gold	●
4000K	90W	LED strip	24V	6154lm	90	CASAMBI	BZRC3410G15NBO	white	○
4000K	90W	LED strip	24V	6154lm	90	CASAMBI	BZRC3410G15NNE	black	●
4000K	90W	LED strip	24V	6154lm	90	CASAMBI	BZRC3410G15NOR	gold	●
note	RAL 9005 black RAL 9016 white shipped assembled								
included	round canopy with 1 x driver 100W (110-240V) 1 x dimmer CASAMBI 1 x electrical cable 4m 3 x adjustable metal cable (length from 3m to 0,5m) ceiling attachment included								
customizations	optional accessories on p.112-113 custom features on p.31								

CE UK CA IP40



ZIRKOL HOME - CIRCLE 1m | DALI

DOWNLIGHT

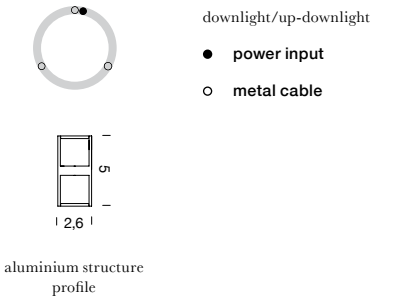
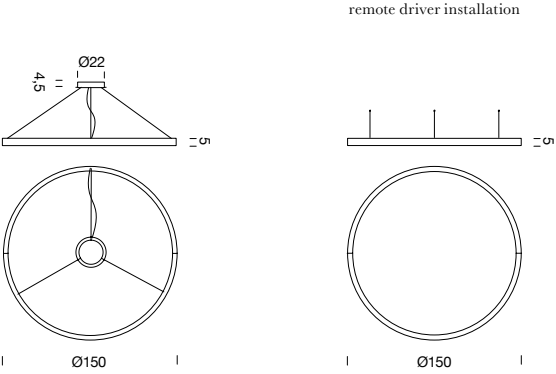
CCT	max power	source	voltage	lum. flux	CRI	switching	code	finish	
2700K	45W	LED strip	24V	2616lm	90	DALI	BZRC1610G15DBO	white	○
2700K	45W	LED strip	24V	2616lm	90	DALI	BZRC1610G15DNE	black	●
2700K	45W	LED strip	24V	2616lm	90	DALI	BZRC1610G15DOR	gold	●
3000K	45W	LED strip	24V	2769lm	90	DALI	BZRC1610G15WBO	white	○
3000K	45W	LED strip	24V	2769lm	90	DALI	BZRC1610G15WNE	black	●
3000K	45W	LED strip	24V	2769lm	90	DALI	BZRC1610G15WOR	gold	●
4000K	45W	LED strip	24V	3077lm	90	DALI	BZRC1610G15NBO	white	○
4000K	45W	LED strip	24V	3077lm	90	DALIX	BZRC1610G15NNE	black	●
4000K	45W	LED strip	24V	3077lm	90	DALI	BZRC1610G15NOR	gold	●
note	RAL 9005 black RAL 9016 white shipped assembled								
included	round canopy with 1 x driver 75W (110/240V) 1 x dimmer DALI 1 x electrical cable 4m 3 x adjustable metal cable (length from 3m to 0,5m) ceiling attachment included								
customizations	optional accessories on p.112-113 custom features on p.31								

CE UK CA IP40

UP-DOWNLIGHT

CCT	max power	source	voltage	lum. flux	CRI	switching	code	finish	
2700K	90W	LED strip	24V	5231lm	90	DALI	BZRC1710G15DBO	white	○
2700K	90W	LED strip	24V	5231lm	90	DALI	BZRC1710G15DNE	black	●
2700K	90W	LED strip	24V	5231lm	90	DALI	BZRC1710G15DOR	gold	●
3000K	90W	LED strip	24V	5539lm	90	DALI	BZRC1710G15WBO	white	○
3000K	90W	LED strip	24V	5539lm	90	DALI	BZRC1710G15WNE	black	●
3000K	90W	LED strip	24V	5539lm	90	DALI	BZRC1710G15WOR	gold	●
4000K	90W	LED strip	24V	6154lm	90	DALI	BZRC1710G15NBO	white	○
4000K	90W	LED strip	24V	6154lm	90	DALI	BZRC1710G15NNE	black	●
4000K	90W	LED strip	24V	6154lm	90	DALI	BZRC1710G15NOR	gold	●
note	RAL 9005 black RAL 9016 white shipped assembled								
included	round canopy with 1 x driver 100W (110-240V) 1 x dimmer DALI 1 x electrical cable 4m 3 x adjustable metal cable (length from 3m to 0,5m) ceiling attachment included								
customizations	optional accessories on p.112-113 custom features on p.31								

CE UK CA IP40



ZIRKOL HOME - CIRCLE 1,5m | DALI

DOWNLIGHT

CCT	max power	source	voltage	lum. flux	CRI	switching	code	finish	
2700K	68W	LED strip	24V	3923lm	90	DALI	BZRC1615G15DBO	white	○
2700K	68W	LED strip	24V	3923lm	90	DALI	BZRC1615G15DNE	black	●
2700K	68W	LED strip	24V	3923lm	90	DALI	BZRC1615G15DOR	gold	●
3000K	68W	LED strip	24V	4154lm	90	DALI	BZRC1615G15WBO	white	○
3000K	68W	LED strip	24V	4154lm	90	DALI	BZRC1615G15WNE	black	●
3000K	68W	LED strip	24V	4154lm	90	DALI	BZRC1615G15WOR	gold	●
4000K	68W	LED strip	24V	4616lm	90	DALI	BZRC1615G15NBO	white	○
4000K	68W	LED strip	24V	4616lm	90	DALI	BZRC1615G15NNE	black	●
4000K	68W	LED strip	24V	4616lm	90	DALI	BZRC1615G15NOR	gold	●
note	RAL 9005 black RAL 9016 white shipped assembled								
included	round canopy with 1 x driver 75W (110/24V) 1 x dimmer DALI 1 x electrical cable 4m 3 x adjustable metal cable (length from 3m to 0,5m) ceiling attachment included								
customizations	optional accessories on p.112-113 custom features on p.31								

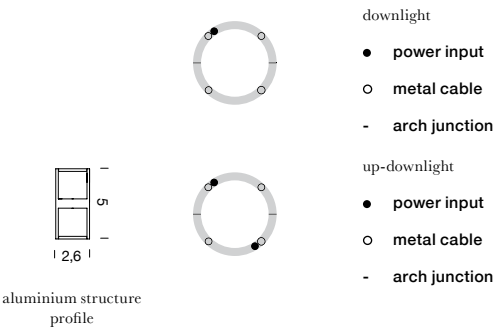
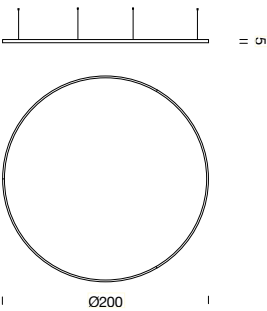
CE UK CA IP40

UP-DOWNLIGHT

CCT	max power	source	voltage	lum. flux	CRI	switching	code	finish	
2700K	136W	LED strip	24V	7847lm	90	DALI	BZRC1715G15DBO	white	○
2700K	136W	LED strip	24V	7847lm	90	DALI	BZRC1715G15DNE	black	●
2700K	136W	LED strip	24V	7847lm	90	DALI	BZRC1715G15DOR	gold	●
3000K	136W	LED strip	24V	8308lm	90	DALI	BZRC1715G15WBO	white	○
3000K	136W	LED strip	24V	8308lm	90	DALI	BZRC1715G15WNE	black	●
3000K	136W	LED strip	24V	8308lm	90	DALI	BZRC1715G15WOR	gold	●
4000K	136W	LED strip	24V	9232lm	90	DALI	BZRC1715G15NBO	white	○
4000K	136W	LED strip	24V	9232lm	90	DALI	BZRC1715G15NNE	black	●
4000K	136W	LED strip	24V	9232lm	90	DALI	BZRC1715G15NOR	gold	●
note	RAL 9005 black RAL 9016 white shipped assembled								
included	round canopy with 1 x driver 150W (220/240V) 1 x dimmer DALI 1 x electrical cable 4m 3 x adjustable metal cable (length from 3m to 0,5m) ceiling attachment included								
customizations	optional accessories on p.112-113 custom features on p.31								

CE UK CA IP40





ZIRKOL CIRCLE 2m | DALI

DOWNLIGHT

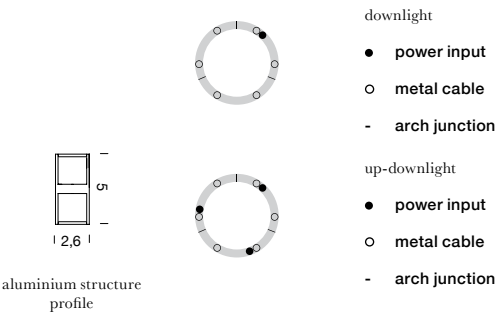
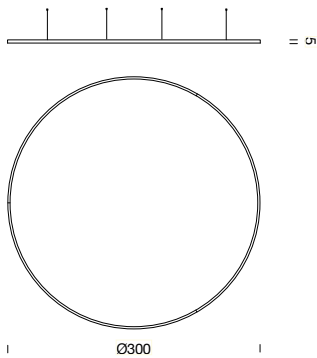
CCT	max power	source	voltage	lum. flux	CRI	switching	code	finish	
2700K	90W	LED strip	24V	5260lm	90	DALI	BZRC1620G15DBO	white	○
2700K	90W	LED strip	24V	5260lm	90	DALI	BZRC1620G15DNE	black	●
2700K	90W	LED strip	24V	5260lm	90	DALI	BZRC1620G15DOR	gold	●
3000K	90W	LED strip	24V	5539lm	90	DALI	BZRC1620G15WBO	white	○
3000K	90W	LED strip	24V	5539lm	90	DALI	BZRC1620G15WNE	black	●
3000K	90W	LED strip	24V	5539lm	90	DALI	BZRC1620G15WOR	gold	●
4000K	90W	LED strip	24V	6154lm	90	DALI	BZRC1620G15NBO	white	○
4000K	90W	LED strip	24V	6154lm	90	DALI	BZRC1620G15NNE	black	●
4000K	90W	LED strip	24V	6154lm	90	DALI	BZRC1620G15NOR	gold	●
note	remote driver RAL 9005 black RAL 9016 white shipped in 2 pieces								
included	1 x driver 100W (110/240V) 1 x dimmer DALI 1 x electrical cable 5m 4 x adjustable metal cable length 3m (ceiling attachment included)								
optional accessory	driver box ceiling plate for remote driver (more specification on p.112-113)								
customizations	find customizable features on p.31								

CE UK CA IP40

UP-DOWNLIGHT

CCT	max power	source	voltage	lum. flux	CRI	switching	code	finish	
2700K	180W	LED strip	24V	10500lm	90	DALI	BZRC1720G15DBO	white	○
2700K	180W	LED strip	24V	10500lm	90	DALI	BZRC1720G15DNE	black	●
2700K	180W	LED strip	24V	10500lm	90	DALI	BZRC1720G15DOR	gold	●
3000K	180W	LED strip	24V	11078lm	90	DALI	BZRC1720G15WBO	white	○
3000K	180W	LED strip	24V	11078lm	90	DALI	BZRC1720G15WNE	black	●
3000K	180W	LED strip	24V	11078lm	90	DALI	BZRC1720G15WOR	gold	●
4000K	180W	LED strip	24V	12309lm	90	DALI	BZRC1720G15NBO	white	○
4000K	180W	LED strip	24V	12309lm	90	DALI	BZRC1720G15NNE	black	●
4000K	180W	LED strip	24V	12309lm	90	DALI	BZRC1720G15NOR	gold	●
note	remote driver RAL 9005 black RAL 9016 white shipped in 2 pieces								
included	1 x driver 250W (220/240V) 1 x dimmer DALI 2 x electrical cable 5m 4 x adjustable metal cable length 3m (ceiling attachment included)								
optional accessory	driver box ceiling plate for remote driver (more specification on p.112-113)								
customizations	find customizable features on p.31								

CE UK CA IP40



ZIRKOL CIRCLE 3m | DALI

DOWNLIGHT

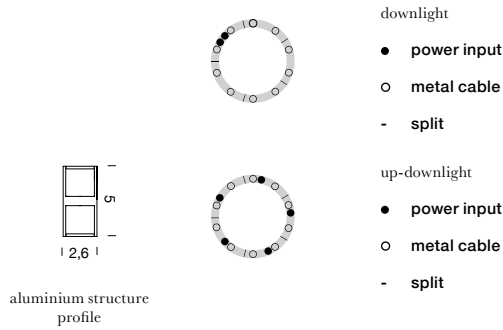
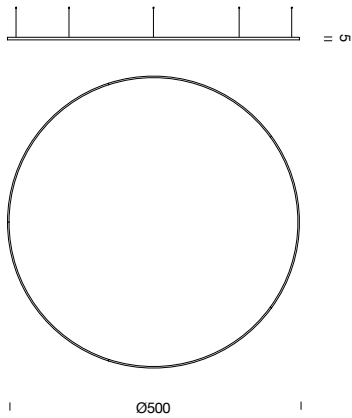
CCT	max power	source	voltage	lum. flux	CRI	switching	code	finish	
2700K	134W	LED strip	24V	7820lm	90	DALI	BZRC1630G15DBO	white	○
2700K	134W	LED strip	24V	7820lm	90	DALI	BZRC1630G15DNE	black	●
2700K	134W	LED strip	24V	7820lm	90	DALI	BZRC1630G15DOR	gold	●
3000K	134W	LED strip	24V	8238lm	90	DALI	BZRC1630G15WBO	white	○
3000K	134W	LED strip	24V	8238lm	90	DALI	BZRC1630G15WNE	black	●
3000K	134W	LED strip	24V	8238lm	90	DALI	BZRC1630G15WOR	gold	●
4000K	134W	LED strip	24V	9153lm	90	DALI	BZRC1630G15NBO	white	○
4000K	134W	LED strip	24V	9153lm	90	DALI	BZRC1630G15NNE	black	●
4000K	134W	LED strip	24V	9153lm	90	DALI	BZRC1630G15NOR	gold	●
note	remote driver RAL 9005 black RAL 9016 white shipped in 3 pieces								
included	1 x driver 150W (220/240V) 1 x dimmer DALI 1 x electrical cable 5m 6 x adjustable metal cable length 3m (ceiling attachment included)								
optional accessory	driver box ceiling plate for remote driver (more specification on p.112-113)								
customizations	find customizable features on p.31								

CE UK CA IP40

UP-DOWNLIGHT

CCT	max power	source	voltage	lum. flux	CRI	switching	code	finish	
2700K	268W	LED strip	24V	15640lm	90	DALI	BZRC1730G15DBO	white	○
2700K	268W	LED strip	24V	15640lm	90	DALI	BZRC1730G15DNE	black	●
2700K	268W	LED strip	24V	15640lm	90	DALI	BZRC1730G15DOR	gold	●
3000K	268W	LED strip	24V	16476lm	90	DALI	BZRC1730G15WBO	white	○
3000K	268W	LED strip	24V	16476lm	90	DALI	BZRC1730G15WNE	black	●
3000K	268W	LED strip	24V	16476lm	90	DALI	BZRC1730G15WOR	gold	●
4000K	268W	LED strip	24V	18306lm	90	DALI	BZRC1730G15NBO	white	○
4000K	268W	LED strip	24V	18306lm	90	DALI	BZRC1730G15NNE	black	●
4000K	268W	LED strip	24V	18306lm	90	DALI	BZRC1730G15NOR	gold	●
note	remote driver RAL 9005 black RAL 9016 white shipped in 3 pieces								
included	3 x drivers 100 (110/240V) 3 x dimmer DALI 3 x electrical cable 5m 6 x adjustable metal cable length 3m (ceiling attachment included)								
optional accessory	driver box ceiling plate for remote driver (more specification on p.112-113)								
customizations	find customizable features on p.31								

CE UK CA IP40



ZIRKOL CIRCLE 5m | DALI

DOWNLIGHT

CCT	max power	source	voltage	lum. flux	CRI	switching	code	finish	
2700K	226W	LED strip	24V	13100lm	90	DALI	BZRC1650G15DBO	white	○
2700K	226W	LED strip	24V	13100lm	90	DALI	BZRC1650G15DNE	black	●
2700K	226W	LED strip	24V	13100lm	90	DALI	BZRC1650G15DOR	gold	●
3000K	226W	LED strip	24V	13847lm	90	DALI	BZRC1650G15WBO	white	○
3000K	226W	LED strip	24V	13847lm	90	DALI	BZRC1650G15WNE	black	●
3000K	226W	LED strip	24V	13847lm	90	DALI	BZRC1650G15WOR	gold	●
4000K	226W	LED strip	24V	15386lm	90	DALI	BZRC1650G15NBO	white	○
4000K	226W	LED strip	24V	15386lm	90	DALI	BZRC1650G15NNE	black	●
4000K	226W	LED strip	24V	15386lm	90	DALI	BZRC1650G15NOR	gold	●
note	remote driver RAL 9005 black RAL 9016 white shipped in 5 pieces								
included	1 x driver 250W (220/240V) 1 x dimmer DALI 2 x electrical cable 5m 10 x adjustable metal cable length 3m (ceiling attachment included)								
optional accessory	driver box ceiling plate for remote driver (more specification on p.112-113)								
customizations	find customizable features on p.31								

CE UK CA IP40

UP-DOWNLIGHT

CCT	max power	source	voltage	lum. flux	CRI	switching	code	finish	
2700K	452W	LED strip	24V	26100lm	90	DALI	BZRC1750G15DBO	white	○
2700K	452W	LED strip	24V	26100lm	90	DALI	BZRC1750G15DNE	black	●
2700K	452W	LED strip	24V	26100lm	90	DALI	BZRC1750G15DOR	gold	●
3000K	452W	LED strip	24V	27695lm	90	DALI	BZRC1750G15WBO	white	○
3000K	452W	LED strip	24V	27695lm	90	DALI	BZRC1750G15WNE	black	●
3000K	452W	LED strip	24V	27695lm	90	DALI	BZRC1750G15WOR	gold	●
4000K	452W	LED strip	24V	30772lm	90	DALI	BZRC1750G15NBO	white	○
4000K	452W	LED strip	24V	30772lm	90	DALI	BZRC1750G15NNE	black	●
4000K	452W	LED strip	24V	30772lm	90	DALI	BZRC1750G15NOR	gold	●
note	remote driver RAL 9005 black RAL 9016 white shipped in 5 pieces								
included	5 x driver 100W (110/240V) 5 x dimmer DALI 5 x electrical cable 5m 10 x adjustable metal cable 3m (ceiling attachment included)								
optional accessory	driver box ceiling plate for remote driver (more specification on p.112-113)								
customizations	find customizable features on p.31								

CE UK CA IP40

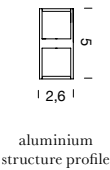
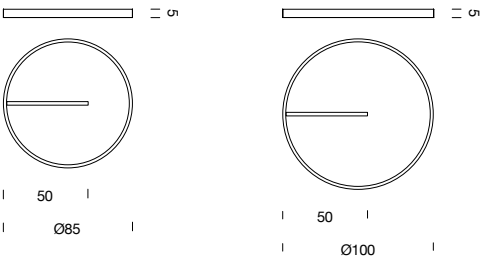


Zirkol Circle, gold.
Private residence, Manchester





Zirkol Ceiling, black.
Private residence, Lugano



ZIRKOL CEILING 0,85m | DALI

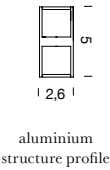
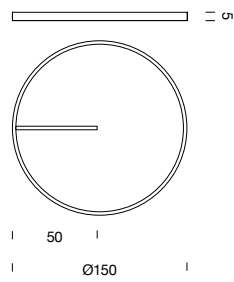
CCT	max power	source	voltage	lum. flux	CRI	switching	code	finish	
2700K	35W	LED strip	24V	2000lm	90	DALI	BZRCD408G15DBO	white	○
2700K	35W	LED strip	24V	2000lm	90	DALI	BZRCD408G15DNE	black	●
2700K	35W	LED strip	24V	2000lm	90	DALI	BZRCD408G15DOR	gold	●
3000K	35W	LED strip	24V	2200lm	90	DALI	BZRCD408G15WBO	white	○
3000K	35W	LED strip	24V	2200lm	90	DALI	BZRCD408G15WNE	black	●
3000K	35W	LED strip	24V	2200lm	90	DALI	BZRCD408G15WOR	gold	●
4000K	35W	LED strip	24V	2360lm	90	DALI	BZRCD408G15NBO	white	○
4000K	35W	LED strip	24V	2360lm	90	DALI	BZRCD408G15NNE	black	●
4000K	35W	LED strip	24V	2360lm	90	DALI	BZRCD408G15NOR	gold	●
note	RAL 9005 black RAL 9016 white shipped assembled								
integrated driver	driver box with 1 x driver Superslim 60W Dali2/Push Dali (220/240V)								
customizations	lumen output, finish								

CE UK CA IP40

ZIRKOL CEILING 1m | DALI

CCT	max power	source	voltage	lum. flux	CRI	switching	code	finish	
2700K	45W	LED strip	24V	2616lm	90	DALI	BZRCD410G15DBO	white	○
2700K	45W	LED strip	24V	2616lm	90	DALI	BZRCD410G15DNE	black	●
2700K	45W	LED strip	24V	2616lm	90	DALI	BZRCD410G15DOR	gold	●
3000K	45W	LED strip	24V	2769lm	90	DALI	BZRCD410G15WBO	white	○
3000K	45W	LED strip	24V	2769lm	90	DALI	BZRCD410G15WNE	black	●
3000K	45W	LED strip	24V	2769lm	90	DALI	BZRCD410G15WOR	gold	●
4000K	45W	LED strip	24V	3077lm	90	DALI	BZRCD410G15NBO	white	○
4000K	45W	LED strip	24V	3077lm	90	DALI	BZRCD410G15NNE	black	●
4000K	45W	LED strip	24V	3077lm	90	DALI	BZRCD410G15NOR	gold	●
note	RAL 9005 black RAL 9016 white shipped assembled								
integrated driver	driver box with 1 x driver Superslim 60W Dali2/Push Dali (220/240V)								
customizations	lumen output, finish								


CE UK CA IP40



ZIRKOL CEILING 1,5m | DALI

CCT	max power	source	voltage	lum. flux	CRI	switching	code	finish	
2700K	60W	LED strip	24V	3923lm	90	DALI	BZRCD415G15DBO	white	○
2700K	60W	LED strip	24V	3923lm	90	DALI	BZRCD415G15DNE	black	●
2700K	60W	LED strip	24V	3923lm	90	DALI	BZRCD415G15DOR	gold	●
3000K	60W	LED strip	24V	4154lm	90	DALI	BZRCD415G15WBO	white	○
3000K	60W	LED strip	24V	4154lm	90	DALI	BZRCD415G15WNE	black	●
3000K	60W	LED strip	24V	4154lm	90	DALI	BZRCD415G15WOR	gold	●
4000K	60W	LED strip	24V	4616lm	90	DALI	BZRCD415G15NBO	white	○
4000K	60W	LED strip	24V	4616lm	90	DALI	BZRCD415G15NNE	black	●
4000K	60W	LED strip	24V	4616lm	90	DALI	BZRCD415G15NOR	gold	●
note	RAL 9005 black RAL 9016 white shipped assembled								
integrated driver	driver box with 1 x driver Superslim 60W Dali2/Push Dali (220/240V)								
customizations	lumen output, finish								

CE UK CA IP40



ZIRKOL CIRCLE WALL 1m | DALI

CCT	max power	source	voltage	lum. flux	CRI	switching	code	finish
2700K	45W	LED strip	24V	2616lm	90	DALI	BZRC4210G15DNE	black ●
3000K	45W	LED strip	24V	2769lm	90	DALI	BZRC4210G15WNE	black ●
4000K	45W	LED strip	24V	3077lm	90	DALI	BZRC4210G15NNE	black ●
note	remote driver RAL 9005 black shipped assembled indirect light emission							
included	1 x driver 60W (220/240V) 1 x dimmer DALI 3 x tixe 5 cm 3 x tixe 11 cm 1 x electrical cable 50cm							
customizations	external electrical cable optional accessories on p. 112-113 custom features on p.31							

CE UK CA IP40

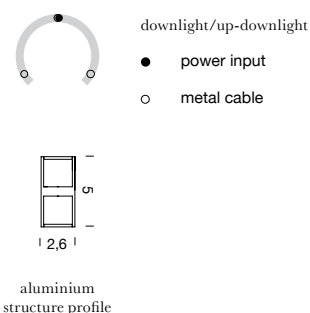
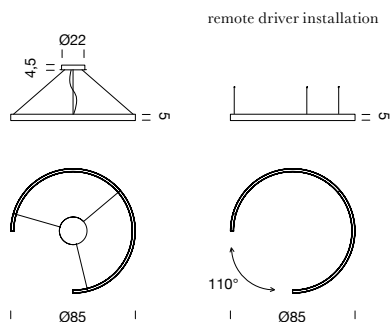
ZIRKOL CIRCLE WALL 1,5m | DALI

CCT	max power	source	voltage	lum. flux	CRI	switching	code	finish
2700K	68W	LED strip	24V	3923lm	90	DALI	BZRC4215G15DNE	black ●
3000K	68W	LED strip	24V	4154lm	90	DALI	BZRC4215G15WNE	black ●
4000K	68W	LED strip	24V	4616lm	90	DALI	BZRC4215G15NNE	black ●
note	remote driver RAL 9005 black shipped assembled indirect light emission							
included	1 x driver 75W (110/240V) 1 x dimmer DALI 3 x tixe 5 cm 3 x tixe 11 cm 1 x electrical cable 50cm							
customizations	external electrical cable optional accessories on p.112-113 custom features on p.31							

CE UK CA IP40



Zirkol Circle Wall, black.
Private residence, Milan



ZIRKOL GAP 0,85m | DALI

DOWNLIGHT

CCT	max power	source	voltage	lum. flux	CRI	switching	code	finish	
2700K	26W	LED strip	24V	1500lm	90	DALI	BZRG1608G15DNE	white	○
2700K	26W	LED strip	24V	1500lm	90	DALI	BZRG1608G15DBO	black	●
2700K	26W	LED strip	24V	1500lm	90	DALI	BZRG1608G15DOR	gold	●
3000K	26W	LED strip	24V	1650lm	90	DALI	BZRG1608G15WNE	white	○
3000K	26W	LED strip	24V	1650lm	90	DALI	BZRG1608G15WBO	black	●
3000K	26W	LED strip	24V	1650lm	90	DALI	BZRG1608G15WOR	gold	●
4000K	26W	LED strip	24V	1770lm	90	DALI	BZRG1608G15NNE	white	○
4000K	26W	LED strip	24V	1770lm	90	DALI	BZRG1608G15NBO	black	●
4000K	26W	LED strip	24V	1770lm	90	DALI	BZRG1608G15NOR	gold	●
note	RAL 9005 black RAL 9016 white shipped assembled								
included	round canopy with 1 x driver 75W (110/240V) 1 x dimmer DALI 1 x electrical cable 4m 3 x adjustable metal cable (length from 3m to 0,5m) ceiling attachment included								
customizations	external electrical cable optional accessories on p. 112-113 custom features on p. 31								

CE UK CA IP40

UP-DOWNLIGHT

CCT	max power	source	voltage	lum. flux	CRI	switching	code	finish	
2700K	45W	LED strip	24V	3000lm	90	DALI	BZRG1708G15DBO	white	○
2700K	45W	LED strip	24V	3000lm	90	DALI	BZRG1708G15DNE	black	●
2700K	45W	LED strip	24V	3000lm	90	DALI	BZRG1708G15DOR	gold	●
3000K	45W	LED strip	24V	3300lm	90	DALI	BZRG1708G15WBO	white	○
3000K	45W	LED strip	24V	3300lm	90	DALI	BZRG1708G15WNE	black	●
3000K	45W	LED strip	24V	3300lm	90	DALI	BZRG1708G15WOR	gold	●
4000K	45W	LED strip	24V	3540m	90	DALI	BZRG1708G15NBO	white	○
4000K	45W	LED strip	24V	3540m	90	DALI	BZRG1708G15NNE	black	●
4000K	45W	LED strip	24V	3540m	90	DALI	BZRG1708G15NOR	gold	●
note	RAL 9005 black RAL 9016 white shipped assembled								
included	round canopy with 1 x driver 75W (110/240V) 1 x dimmer DALI 1 x electrical cable 4m 3 x adjustable metal cable (length from 3m to 0,5m) ceiling attachment included								
customizations	external electrical cable optional accessories on p. 112-113 custom features on p. 31								

CE UK CA IP40



ZIRKOL GAP 1m | DALI

DOWNLIGHT

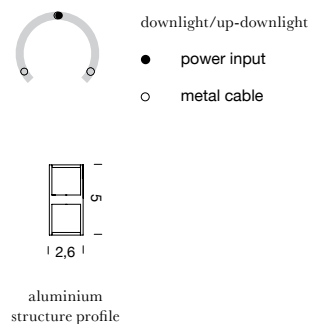
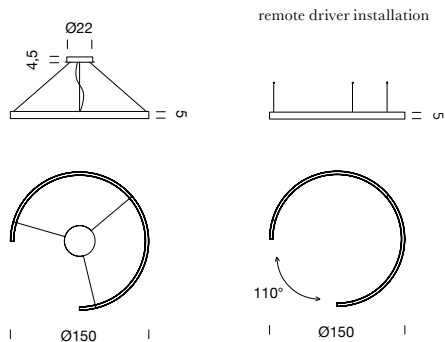
CCT	max power	source	voltage	lum. flux	CRI	switching	code	finish	
2700K	26W	LED strip	24V	1962lm	90	DALI	BZRG1610G15DBO	white	○
2700K	26W	LED strip	24V	1962lm	90	DALI	BZRG1610G15DNE	black	●
2700K	26W	LED strip	24V	1962lm	90	DALI	BZRG1610G15DOR	gold	●
3000K	26W	LED strip	24V	2077lm	90	DALI	BZRG1610G15WBO	white	○
3000K	26W	LED strip	24V	2077lm	90	DALI	BZRG1610G15WNE	black	●
3000K	26W	LED strip	24V	2077lm	90	DALI	BZRG1610G15WOR	gold	●
4000K	26W	LED strip	24V	2308lm	90	DALI	BZRG1610G15NBO	white	○
4000K	26W	LED strip	24V	2308lm	90	DALI	BZRG1610G15NNE	black	●
4000K	26W	LED strip	24V	2308lm	90	DALI	BZRG1610G15NOR	gold	●
note	RAL 9005 black RAL 9016 white shipped assembled								
included	round canopy with 1 x driver 75W (110/240V) 1 x dimmer DALI 1 x electrical cable 4m 3 x adjustable metal cable (length from 3m to 0,5m) ceiling attachment included								
customizations	external electrical cable optional accessories on p. 112-113 custom features on p. 31								

CE UK CA IP40

UP-DOWNLIGHT

CCT	max power	source	voltage	lum. flux	CRI	switching	code	finish	
2700K	68W	LED strip	24V	3923lm	90	DALI	BZRG1710G15DBO	white	○
2700K	68W	LED strip	24V	3923lm	90	DALI	BZRG1710G15DNE	black	●
2700K	68W	LED strip	24V	3923lm	90	DALI	BZRG1710G15DOR	gold	●
3000K	68W	LED strip	24V	4154lm	90	DALI	BZRG1710G15WBO	white	○
3000K	68W	LED strip	24V	4154lm	90	DALI	BZRG1710G15WNE	black	●
3000K	68W	LED strip	24V	4154lm	90	DALI	BZRG1710G15WOR	gold	●
4000K	68W	LED strip	24V	4615lm	90	DALI	BZRG1710G15NBO	white	○
4000K	68W	LED strip	24V	4615lm	90	DALI	BZRG1710G15NNE	black	●
4000K	68W	LED strip	24V	4615lm	90	DALI	BZRG1710G15NOR	gold	●
note	RAL 9005 black RAL 9016 white shipped assembled								
included	round canopy with 1 x driver 75W (110/240V) 1 x dimmer DALI 1 x electrical cable 4m 3 x adjustable metal cable (length from 3m to 0,5m) ceiling attachment included								
customizations	external electrical cable optional accessories on p. 112-113 custom features on p. 31								

CE UK CA IP40



ZIRKOL GAP 1,5m | DALI

DOWNLIGHT

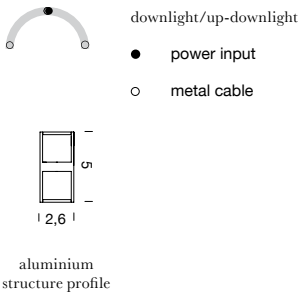
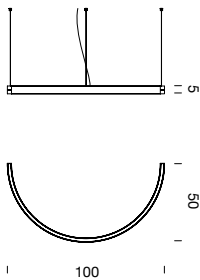
CCT	max power	source	voltage	lum. flux	CRI	switching	code	finish	
2700K	50W	LED strip	24V	2942lm	90	DALI	BZRG1615G15DBO	white	○
2700K	50W	LED strip	24V	2942lm	90	DALI	BZRG1615G15DNE	black	●
2700K	50W	LED strip	24V	2942lm	90	DALI	BZRG1615G15DOR	gold	●
3000K	50W	LED strip	24V	3115lm	90	DALI	BZRG1615G15WBO	white	○
3000K	50W	LED strip	24V	3115lm	90	DALI	BZRG1615G15WNE	black	●
3000K	50W	LED strip	24V	3115lm	90	DALI	BZRG1615G15WOR	gold	●
4000K	50W	LED strip	24V	3462lm	90	DALI	BZRG1615G15NBO	white	○
4000K	50W	LED strip	24V	3462lm	90	DALI	BZRG1615G15NNE	black	●
4000K	50W	LED strip	24V	3462lm	90	DALI	BZRG1615G15NOR	gold	●
note	RAL 9005 black RAL 9016 white shipped assembled								
included	round canopy with 1 x driver 75W (110/240V) 1 x dimmer DALI 1 x electrical cable 4m 3 x adjustable metal cable (length from 3m to 0,5m) ceiling attachment included								
customizations	external electrical cable optional accessories on p. 112-113 custom features on p. 31								

CE UK CA IP40

UP-DOWNLIGHT

CCT	max power	source	voltage	lum. flux	CRI	switching	code	finish	
2700K	100W	LED strip	24V	5885lm	90	DALI	BZRG1715G15DBO	white	○
2700K	100W	LED strip	24V	5885lm	90	DALI	BZRG1715G15DNE	black	●
2700K	100W	LED strip	24V	5885lm	90	DALI	BZRG1715G15DOR	gold	●
3000K	100W	LED strip	24V	6231lm	90	DALI	BZRG1715G15WBO	white	○
3000K	100W	LED strip	24V	6231lm	90	DALI	BZRG1715G15WNE	black	●
3000K	100W	LED strip	24V	6231lm	90	DALI	BZRG1715G15WOR	gold	●
4000K	100W	LED strip	24V	6924lm	90	DALI	BZRG1715G15NBO	white	○
4000K	100W	LED strip	24V	6924lm	90	DALI	BZRG1715G15NNE	black	●
4000K	100W	LED strip	24V	6924lm	90	DALI	BZRG1715G15NOR	gold	●
note	RAL 9005 black RAL 9016 white shipped assembled								
included	round canopy with 1 x driver 100W (110/240V) 1 x dimmer DALI 1 x electrical cable 4m 3 x adjustable metal cable (length from 3m to 0,5m) ceiling attachment included								
customizations	external electrical cable optional accessories on p. 112-113 custom features on p. 31								

CE UK CA IP40



ZIRKOL ROUND 1m | DALI

DOWNLIGHT

CCT	max power	source	voltage	lum. flux	CRI	switching	code	finish	
2700K	22,5W	LED strip	24V	1308lm	90	DALI	BZRR1610G15DBO	white	○
2700K	22,5W	LED strip	24V	1308lm	90	DALI	BZRR1610G15DNE	black	●
2700K	22,5W	LED strip	24V	1308lm	90	DALI	BZRR1610G15DOR	gold	●
3000K	22,5W	LED strip	24V	1384lm	90	DALI	BZRR1610G15WBO	white	○
3000K	22,5W	LED strip	24V	1384lm	90	DALI	BZRR1610G15WNE	black	●
3000K	22,5W	LED strip	24V	1384lm	90	DALI	BZRR1610G15WOR	gold	●
4000K	22,5W	LED strip	24V	1538lm	90	DALI	BZRR1610G15NBO	white	○
4000K	22,5W	LED strip	24V	1538lm	90	DALI	BZRR1610G15NNE	black	●
4000K	22,5W	LED strip	24V	1538lm	90	DALI	BZRR1610G15NOR	gold	●
note		RAL 9005 black RAL 9016 white shipped assembled							
included		remote driver 60W (220/240V) 1 x dimmer DALI 1 x electrical cable 4m 3 x adjustable metal cable (length from 3m to 0,5m) ceiling attachment included							
customizations		external electrical cable optional accessories on p. 112-113 custom features on p. 31							

CE UK CA IP40

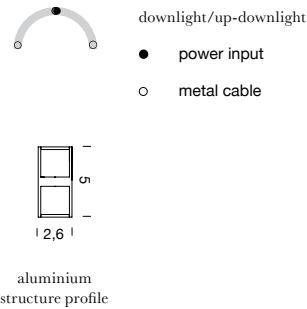
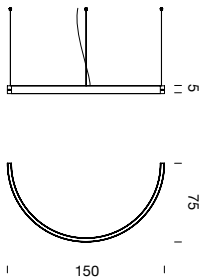
UP-DOWNLIGHT

CCT	max power	source	voltage	lum. flux	CRI	switching	code	finish	
2700K	45W	LED strip	24V	2615lm	90	DALI	BZRR1710G15DBO	white	○
2700K	45W	LED strip	24V	2615lm	90	DALI	BZRR1710G15DNE	black	●
2700K	45W	LED strip	24V	2615lm	90	DALI	BZRR1710G15DOR	gold	●
3000K	45W	LED strip	24V	2769lm	90	DALI	BZRR1710G15WBO	white	○
3000K	45W	LED strip	24V	2769lm	90	DALI	BZRR1710G15WNE	black	●
3000K	45W	LED strip	24V	2769lm	90	DALI	BZRR1710G15WOR	gold	●
4000K	45W	LED strip	24V	3077lm	90	DALI	BZRR1710G15NBO	white	○
4000K	45W	LED strip	24V	3077lm	90	DALI	BZRR1710G15NNE	black	●
4000K	45W	LED strip	24V	3077lm	90	DALI	BZRR1710G15NOR	gold	●
note		RAL 9005 black RAL 9016 white shipped assembled							
included		remote driver 60W (220/240V) 1 x dimmer DALI 1 x electrical cable 4m 3 x adjustable metal cable (length from 3m to 0,5m) ceiling attachment included							
customizations		external electrical cable optional accessories on p. 112-113 custom features on p. 31							

CE UK CA IP40



Zirkol Round, gold.
Private project, London



ZIRKOL ROUND 1,5m | DALI

DOWNLIGHT

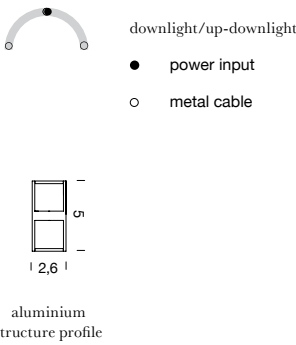
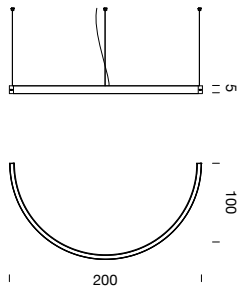
CCT	max power	source	voltage	lum. flux	CRI	switching	code	finish	
2700K	34W	LED strip	24V	1961lm	90	DALI	BZRR1615G15DBO	white	○
2700K	34W	LED strip	24V	1961lm	90	DALI	BZRR1615G15DNE	black	●
2700K	34W	LED strip	24V	1961lm	90	DALI	BZRR1615G15DOR	gold	●
3000K	34W	LED strip	24V	2077lm	90	DALI	BZRR1615G15WBO	white	○
3000K	34W	LED strip	24V	2077lm	90	DALI	BZRR1615G15WNE	black	●
3000K	34W	LED strip	24V	2077lm	90	DALI	BZRR1615G15WOR	gold	●
4000K	34W	LED strip	24V	23068lm	90	DALI	BZRR1615G15NBO	white	○
4000K	34W	LED strip	24V	23068lm	90	DALI	BZRR1615G15NNE	black	●
4000K	34W	LED strip	24V	23068lm	90	DALI	BZRR1615G15NOR	gold	●
note	RAL 9005 black RAL 9016 white shipped assembled								
included	remote driver 60W (220/240V) 1 x dimmer DALI 1 x electrical cable 4m 3 x adjustable metal cable (length from 3m to 0,5m) ceiling attachment included								
customizations	external electrical cable optional accessories on p. 112-113 custom features on p. 31								

CE UK CA IP40

UP-DOWNLIGHT

CCT	max power	source	voltage	lum. flux	CRI	switching	code	finish	
2700K	68W	LED strip	24V	3923lm	90	DALI	BZRR1715G15DBO	white	○
2700K	68W	LED strip	24V	3923lm	90	DALI	BZRR1715G15DNE	black	●
2700K	68W	LED strip	24V	3923lm	90	DALI	BZRR1715G15DOR	gold	●
3000K	68W	LED strip	24V	4154lm	90	DALI	BZRR1715G15WBO	white	○
3000K	68W	LED strip	24V	4154lm	90	DALI	BZRR1715G15WNE	black	●
3000K	68W	LED strip	24V	4154lm	90	DALI	BZRR1715G15WOR	gold	●
4000K	68W	LED strip	24V	4616lm	90	DALI	BZRR1715G15NBO	white	○
4000K	68W	LED strip	24V	4616lm	90	DALI	BZRR1715G15NNE	black	●
4000K	68W	LED strip	24V	4616lm	90	DALI	BZRR1715G15NOR	gold	●
note	RAL 9005 black RAL 9016 white shipped assembled								
included	remote driver 75W (110/240V) 1 x dimmer DALI 1 x electrical cable 4m 3 x adjustable metal cable (length from 3m to 0,5m) ceiling attachment included								
customizations	external electrical cable optional accessories on p. 112-113 custom features on p. 31								

CE UK CA IP40



ZIRKOL ROUND 2m | DALI

DOWNLIGHT


CCT	max power	source	voltage	lum. flux	CRI	switching	code	finish	
2700K	45W	LED strip	24V	2630lm	90	DALI	BZRR1620G15DBO	white	○
2700K	45W	LED strip	24V	2630lm	90	DALI	BZRR1620G15DNE	black	●
2700K	45W	LED strip	24V	2630lm	90	DALI	BZRR1620G15DOR	gold	●
3000K	45W	LED strip	24V	2769lm	90	DALI	BZRR1620G15WBO	white	○
3000K	45W	LED strip	24V	2769lm	90	DALI	BZRR1620G15WNE	black	●
3000K	45W	LED strip	24V	2769lm	90	DALI	BZRR1620G15WOR	gold	●
4000K	45W	LED strip	24V	3077lm	90	DALI	BZRR1620G15NBO	white	○
4000K	45W	LED strip	24V	3077lm	90	DALI	BZRR1620G15NNE	black	●
4000K	45W	LED strip	24V	3077lm	90	DALI	BZRR1620G15NOR	gold	●
note	RAL 9005 black RAL 9016 white shipped assembled								
included	remote driver 60W (220/240V) 1 x dimmer DALI 1 x electrical cable 4m 3 x adjustable metal cable (length from 3m to 0,5m) ceiling attachment included								
customizations	external electrical cable optional accessories on p. 112-113 custom features on p. 31								

CE UK CA IP40

UP-DOWNLIGHT

CCT	max power	source	voltage	lum. flux	CRI	switching	code	finish	
2700K	90W	LED strip	24V	5250lm	90	DALI	BZRR1720G15DBO	white	○
2700K	90W	LED strip	24V	5250lm	90	DALI	BZRR1720G15DNE	black	●
2700K	90W	LED strip	24V	5250lm	90	DALI	BZRR1720G15DOR	gold	●
3000K	90W	LED strip	24V	5539lm	90	DALI	BZRR1720G15WBO	white	○
3000K	90W	LED strip	24V	5539lm	90	DALI	BZRR1720G15WNE	black	●
3000K	90W	LED strip	24V	5539lm	90	DALI	BZRR1720G15WOR	gold	●
4000K	90W	LED strip	24V	6154lm	90	DALI	BZRR1720G15NBO	white	○
4000K	90W	LED strip	24V	6154lm	90	DALI	BZRR1720G15NNE	black	●
4000K	90W	LED strip	24V	6154lm	90	DALI	BZRR1720G15NOR	gold	●
note	RAL 9005 black RAL 9016 white shipped assembled								
included	remote driver 100W (110/240V) 1 x dimmer DALI 1 x electrical cable 4m 3 x adjustable metal cable (length from 3m to 0,5m) ceiling attachment included								
customizations	external electrical cable optional accessories on p. 112-113 custom features on p. 31								

CE UK CA IP40



ZIRKOL SIDE 1m | DALI

INSIDE-OUTSIDE LIGHT

CCT	max power	source	voltage	lum. flux	CRI	switching	code	finish
2700K	90W	LED strip	24V	5231lm	90	DALI	BZRS1710G15DBO	white ○
2700K	90W	LED strip	24V	5231lm	90	DALI	BZRS1710G15DNE	black ●
3000K	90W	LED strip	24V	5539lm	90	DALI	BZRS1710G15WBO	white ○
3000K	90W	LED strip	24V	5539lm	90	DALI	BZRS1710G15WNE	black ●
4000K	90W	LED strip	24V	56154m	90	DALI	BZRS1710G15NBO	white ○
4000K	90W	LED strip	24V	6154lm	90	DALI	BZRS1710G15NNE	black ●
note	RAL 9005 black RAL 9016 white shipped assembled							
included	round canopy with 1 x driver 100W (110/240V) 1 x dimmer DALI 1 x electrical cable 4m 3 x adjustable metal cable (length from 3m to 0,5m)							
customizations	external electrical cable optional accessories on p. 112-113 custom features on p. 31							

CE UK CA IP40

ZIRKOL SIDE 1,5m | DALI

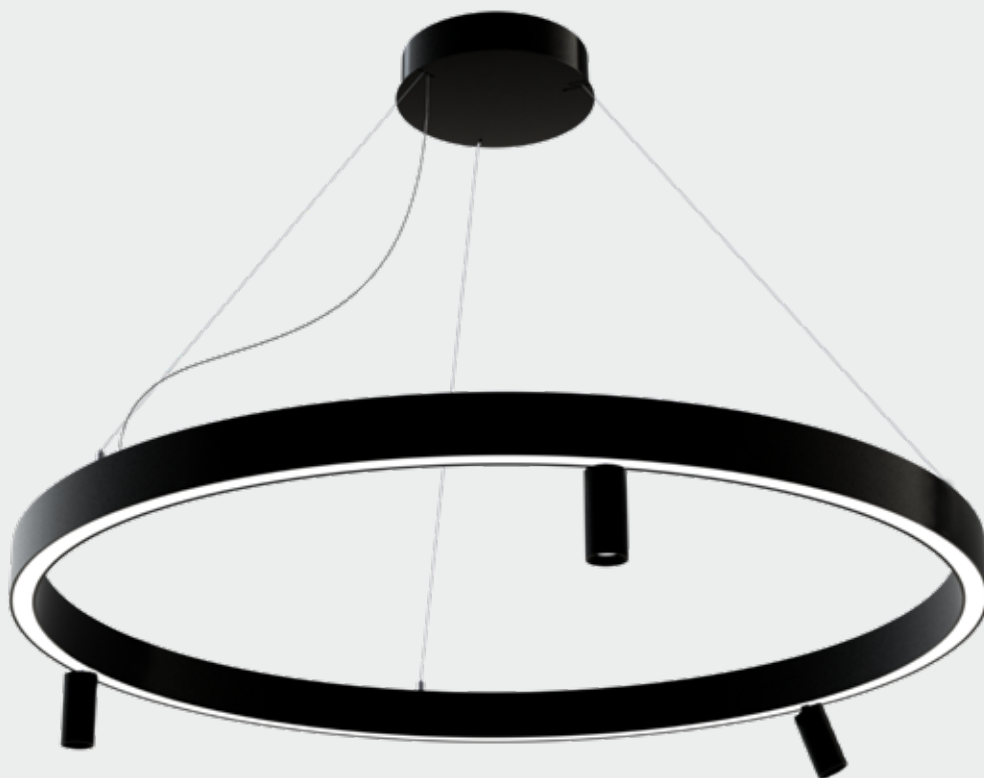
INSIDE-OUTSIDE LIGHT

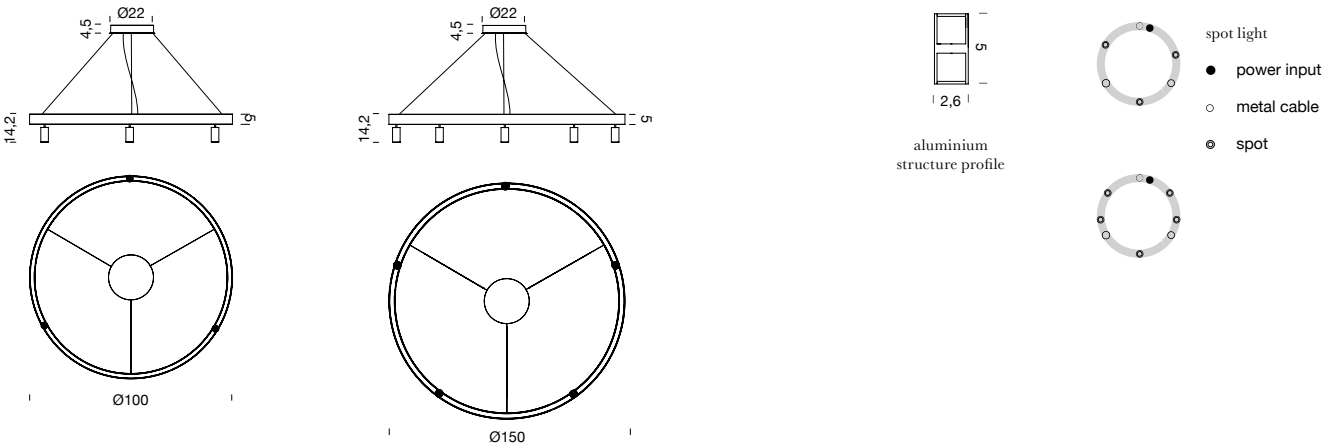
CCT	max power	source	voltage	lum. flux	CRI	switching	code	finish
2700K	136W	LED strip	24V	7847lm	90	DALI	BZRS1715G15DBO	white ○
2700K	136W	LED strip	24V	7847lm	90	DALI	BZRS1715G15DNE	black ●
3000K	136W	LED strip	24V	8308lm	90	DALI	BZRS1715G15WBO	white ○
3000K	136W	LED strip	24V	8308lm	90	DALI	BZRS1715G15WNE	black ●
4000K	136W	LED strip	24V	9232lm	90	DALI	BZRS1715G15NBO	white ○
4000K	136W	LED strip	24V	9232lm	90	DALI	BZRS1715G15NNE	black ●
note	RAL 9005 black RAL 9016 white shipped assembled							
included	round canopy with 1 x driver 150W (220/240V) 1 x dimmer DALI 1 x electrical cable 4m 3 x adjustable metal cable (length from 3m to 0,5m)							
customizations	external electrical cable optional accessories on p. 112-113 custom features on p. 31							

CE UK CA IP40



side light emission





ZIRKOL SPOT 1m | DALI

DOWNLIGHT									
CCT	max power	source	voltage	lum. flux	CRI	switching	code	finish	
2700K	60W	LED strip	24V	3955lm	90	DALI	BZRCF610G15DBO	white	○
2700K	60W	LED strip	24V	3955lm	90	DALI	BZRCF610G15DNE	black	●
2700K	60W	LED strip	24V	3955lm	90	DALI	BZRCF610G15DOR	gold	●
3000K	60W	LED strip	24V	4393lm	90	DALI	BZRCF610G15WBO	white	○
3000K	60W	LED strip	24V	4393lm	90	DALI	BZRCF610G15WNE	black	●
3000K	60W	LED strip	24V	4393lm	90	DALI	BZRCF610G15WOR	gold	●
note	RAL 9005 black RAL 9016 white shipped assembled *396lm for a single spot spots diameter 3,7cm / spot power consumption 5W								
included	round canopy with 1 x driver 75W (110/24V) 1 x dimmer DALI 1 x electrical cable 4m 3x adjustable spots up to 90° black/white/gold 3 x adjustable metal cable (length from 3m to 0,5m) ceiling attachment included								
customizations	external electrical cable optional accessories on p. 112-113 custom features on p. 31								

CE UK CA IP40

ZIRKOL SPOT 1,5m | DALI

DOWNLIGHT									
CCT	max power	source	voltage	lum. flux	CRI	switching	code	finish	
2700K	93W	LED strip	24V	5515lm	90	DALI	BZRCF615G15DBO	white	○
2700K	93W	LED strip	24V	5515lm	90	DALI	BZRCF615G15DNE	black	●
2700K	93W	LED strip	24V	5515lm	90	DALI	BZRCF615G15DOR	gold	●
3000K	93W	LED strip	24V	6130lm	90	DALI	BZRCF615G15WBO	white	○
3000K	93W	LED strip	24V	6130lm	90	DALI	BZRCF615G15WNE	black	●
3000K	93W	LED strip	24V	6130lm	90	DALI	BZRCF615G15WOR	gold	●
note	RAL 9005 black RAL 9016 white shipped assembled *396lm for a single spot spots diameter 3,7cm / spot power consumption 5W								
included	round canopy with 1 x driver 100W (110/240V) 1 x dimmer DALI 1 x electrical cable 4m 3x adjustable spots up to 90° black/white/gold 3 x adjustable metal cable (length from 3m to 0,5m) ceiling attachment included								
customizations	external electrical cable optional accessories on p. 112-113 custom features on p. 31								

CE UK CA IP40



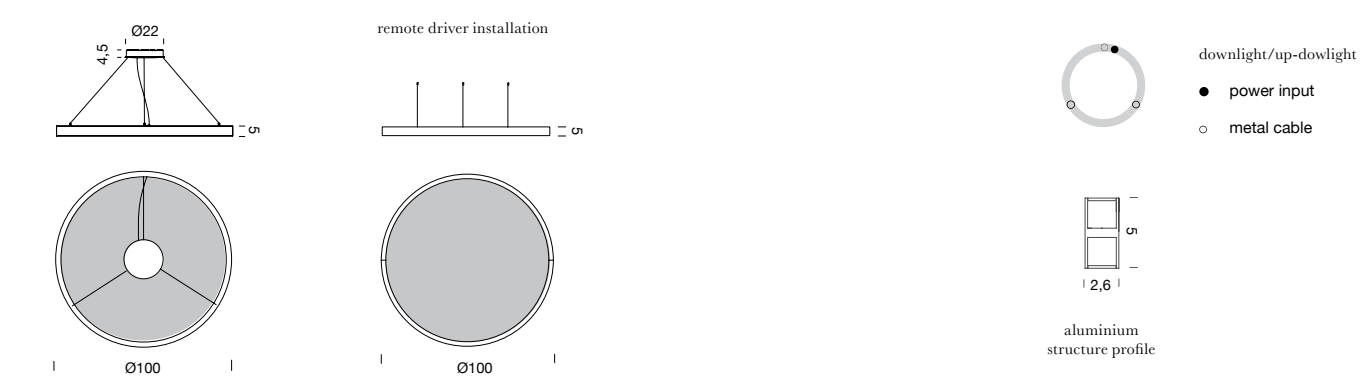
grey panel standard



blue navy panel on demand



deep green panel on demand



ZIRKOL ACOUSTIC 1m | DALI

DOWNLIGHT

CCT	max power	source	voltage	lum. flux	CRI	switching	panel	code	finish	
2700K	45W	LED strip	24V	2616lm	90	DALI	grey	BZAC1610G15DBG	white	○
2700K	45W	LED strip	24V	2616lm	90	DALI	grey	BZAC1610G15DNG	black	●
3000K	45W	LED strip	24V	2769lm	90	DALI	grey	BZAC1610G15WBG	white	○
3000K	45W	LED strip	24V	2769lm	90	DALI	grey	BZAC1610G15WNG	black	●
4000K	45W	LED strip	24V	3077lm	90	DALI	grey	BZAC1610G15NBG	white	○
4000K	45W	LED strip	24V	3077lm	90	DALI	grey	BZAC1610G15NNG	black	●
note	RAL 9005 black RAL 9016 white shipped assembled									
included	round canopy with 1 x driver 75W (110/24V) 1 x dimmer DALI 1 x electrical cable 4m 3 x adjustable metal cable (length from 3m to 0,5m) ceiling attachment included Grey sound-absorbing panel 100% polyester FR									
customizations	blue navy or deep green panels available on demand, external electrical cable optional accessories on p. 112-113 custom features on p. 31									

CE UK CA IP40

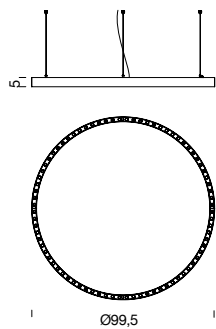
ZIRKOL ACOUSTIC 1m | DALI

UP-DOWNLIGHT

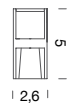
CCT	max power	source	voltage	lum. flux	CRI	switching	panel	code	finish	
2700K	90W	LED strip	24V	5231lm	90	DALI	grey	BZAC1710G15DBG	white	○
2700K	90W	LED strip	24V	5231lm	90	DALI	grey	BZAC1710G15DNG	black	●
3000K	90W	LED strip	24V	5539lm	90	DALI	grey	BZAC1710G15NBG	white	○
3000K	90W	LED strip	24V	5539lm	90	DALI	grey	BZAC1710G15NNG	black	●
4000K	90W	LED strip	24V	6154lm	90	DALI	grey	BZAC1710G15WBG	white	○
4000K	90W	LED strip	24V	6154lm	90	DALI	grey	BZAC1710G15WNG	black	●
note	RAL 9005 black RAL 9016 white shipped assembled									
included	round canopy with 1 x driver 100W (110/240V) 1 x dimmer DALI 1 x electrical cable 4m 3 x adjustable metal cable (length from 3m to 0,5m) ceiling attachment included Grey sound-absorbing panel 100% polyester FR									
customizations	blue navy or deep green panels available on demand, external electrical cable optional accessories on p. 112-113 custom features on p. 31									

CE UK CA IP40





- downlight
- power input
 - metal cable



aluminium
structure profile

ZIRKOL CIRCLE UGR 1M | DALI

DOWNLIGHT

CCT	max power	source	voltage	lum. flux	optic	CRI	switching	code	finish
2700K	59W	flex LED strip 30°	24VDC	3505lm	30°	90	DALI	BZRC1610I42DNE	black ●
3000K	59W	flex LED strip 30°	24VDC	3894lm	30°	90	DALI	BZRC1610I42WNE	black ●
4000K	59W	flex LED strip 30°	24VDC	4327lm	30°	90	DALI	BZRC1610I42NNE	black ●
note	RAL 9005 black shipped assembled								
included	1 x driver 75W (110/240V) 1 x dimmer DALI 1 x electrical cable 4m 3 x adjustable metal cable (length from 3m to 0,5m) ceiling attachment included								
customizations	external electrical cable optional accessories on p. 112-113 custom features on p. 31								

CE UK CA IP40 UGR<19

UP-DOWNLIGHT

CCT	max power	source	voltage	lum. flux	optic	CRI	switching	code	finish
2700K	104W	flex LED strip 30°+ LED strip	24VDC	5646lm	30°+ diffused	90	DALI	BZRC1710I42DNE	black ●
3000K	104W	flex LED strip 30°+ LED strip	24VDC	6274lm	30°+ diffused	90	DALI	BZRC1710I42WNE	black ●
4000K	104W	flex LED strip 30°+ LED strip	24VDC	6971lm	30°+ diffused	90	DALI	BZRC1710I42NNE	black ●
note	RAL 9005 black shipped assembled								
included	1 x driver 150W (110/240V) 1 x dimmer DALI 1 x electrical cable 4m 3 x adjustable metal cable (length from 3m to 0,5m) ceiling attachment included								
customizations	external electrical cable optional accessories on p. 112-113 custom features on p. 31								

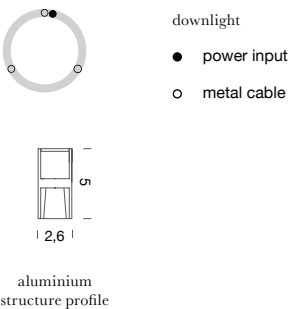
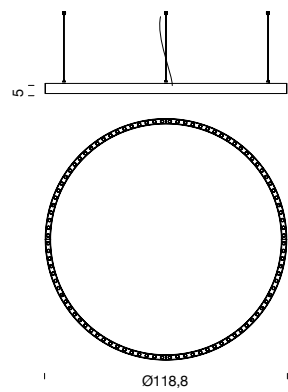
CE UK CA IP40 UGR<19



anti-glare optics



UGR<19



ZIRKOL CIRCLE UGR 1,2M | DALI

DOWNLIGHT

CCT	max power	source	voltage	lum. flux	optic	CRI	switching	code	finish	
2700K	70W	flex LED strip 30°	24VDC	4130lm	30°	90	DALI	BZRC1612I42DNE	black	●
3000K	70W	flex LED strip 30°	24VDC	4620lm	30°	90	DALI	BZRC1612I42WNE	black	●
4000K	70W	flex LED strip 30°	24VDC	5110lm	30°	90	DALI	BZRC1612I42NNE	black	●
note	RAL 9005 black shipped assembled									
included	1 x driver 75W (110/240V) 1 x dimmer DALI 1 x electrical cable 4m 3 x adjustable metal cable (length from 3m to 0,5m) ceiling attachment included									
customizations	external electrical cable optional accessories on p. 112-113 custom features on p. 31									

CE UK CA IP40 UGR<19

UP-DOWNLIGHT

CCT	max power	source	voltage	lum. flux	optic	CRI	switching	code	finish	
2700K	124W	flex LED strip 30°+ LED strip	24VDC	6696lm	30°+ diffused	90	DALI	BZRC1712I42DNE	black	●
3000K	124W	flex LED strip 30°+ LED strip	24VDC	7440lm	30°+ diffused	90	DALI	BZRC1712I42WNE	black	●
4000K	124W	flex LED strip 30°+ LED strip	24VDC	8308lm	30°+ diffused	90	DALI	BZRC1712I42NNE	black	●
note	RAL 9005 black shipped assembled									
included	1 x driver 150W (110/240V) 1 x dimmer DALI 1 x electrical cable 4m 3 x adjustable metal cable (length from 3m to 0,5m) ceiling attachment included									
customizations	external electrical cable optional accessories on p. 112-113 custom features on p. 31									

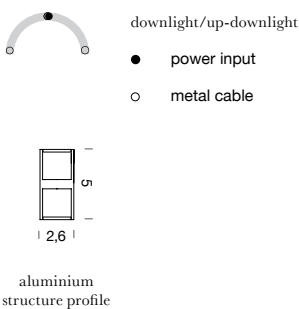
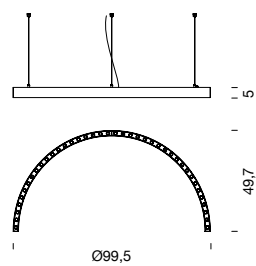
CE UK CA IP40 UGR<19



anti-glare optics



UGR<19



ZIRKOL ROUND UGR 1M | DALI

DOWNLIGHT

CCT	max power	source	voltage	lum. flux	optic	CRI	switching	code	finish	
2700K	29,5W	flex LED strip 30°	24VDC	1753lm	30°	90	DALI	BZRR1610I42DNE	black	●
3000K	29,5W	flex LED strip 30°	24VDC	1947lm	30°	90	DALI	BZRR1610I42WNE	black	●
4000K	29,5W	flex LED strip 30°	24VDC	2163lm	30°	90	DALI	BZRR1610I42NNE	black	●
note	RAL 9005 black shipped assembled									
included	1 x driver 75W (110/240V) 1 x dimmer DALI 1 x electrical cable 4m 3 x adjustable metal cable (length from 3m to 0,5m) ceiling attachment included									
customizations	external electrical cable optional accessories on p. 112-113 custom features on p. 31									

CE UK CA IP40 UGR<19

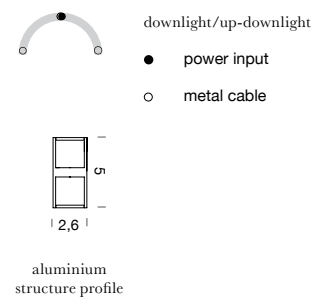
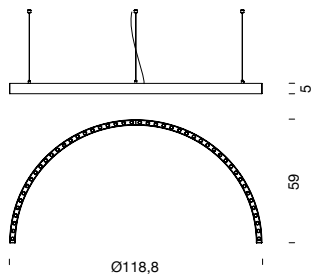
UP-DOWNLIGHT

CCT	max power	source	voltage	lum. flux	optic	CRI	switching	code	finish	
2700K	52W	flex LED strip 30°+ LED strip	24VDC	2823lm	30°+ diffused	90	DALI	BZRR1710I42DNE	black	●
3000K	52W	flex LED strip 30°+ LED strip	24VDC	3137lm	30°+ diffused	90	DALI	BZRR1710I42WNE	black	●
4000K	52W	flex LED strip 30°+ LED strip	24VDC	3486lm	30°+ diffused	90	DALI	BZRR1710I42NNE	black	●
note	RAL 9005 black shipped assembled									
included	1 x driver 75W (110/240V) 1 x dimmer DALI 1 x electrical cable 4m 3 x adjustable metal cable (length from 3m to 0,5m) ceiling attachment included									
customizations	external electrical cable optional accessories on p. 112-113 custom features on p. 31									

CE UK CA IP40 UGR<19



anti-glare optics



ZIRKOL ROUND UGR 1,2M | DALI

DOWNLIGHT

CCT	max power	source	voltage	lum. flux	optic	CRI	switching	code	finish	
2700K	35W	flex LED strip 30°	24VDC	2565lm	30°	90	DALI	BZRR1612I42DNE	black	●
3000K	35W	flex LED strip 30°	24VDC	2310lm	30°	90	DALI	BZRR1612I42WNE	black	●
4000K	35W	flex LED strip 30°	24VDC	2555lm	30°	90	DALI	BZRR1612I42NNE	black	●
note	RAL 9005 black shipped assembled									
included	1 x driver 75W (110/240V) 1 x dimmer DALI 1 x electrical cable 4m 3 x adjustable metal cable (length from 3m to 0,5m) ceiling attachment included									
customizations	external electrical cable optional accessories on p. 112-113 custom features on p. 31									

CE UK CA IP40 UGR<19

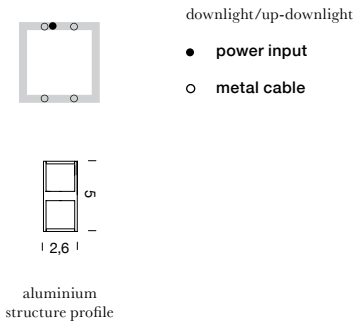
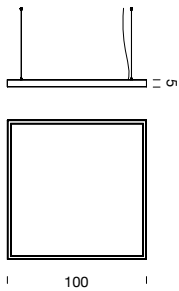
UP-DOWNLIGHT

CCT	max power	source	voltage	lum. flux	optic	CRI	switching	code	finish	
2700K	62W	flex LED strip 30°+ LED strip	24VDC	3348lm	30°+ diffused	90	DALI	BZRR1712I42DNE	black	●
3000K	62W	flex LED strip 30°+ LED strip	24VDC	3720lm	30°+ diffused	90	DALI	BZRR1712I42WNE	black	●
4000K	62W	flex LED strip 30°+ LED strip	24VDC	4154lm	30°+ diffused	90	DALI	BZRR1712I42NNE	black	●
note	RAL 9005 black shipped assembled									
included	1 x driver 75W (110/240V) 1 x dimmer DALI 1 x electrical cable 4m 3 x adjustable metal cable (length from 3m to 0,5m) ceiling attachment included									
customizations	external electrical cable optional accessories on p. 112-113 custom features on p. 31									

CE UK CA IP40 UGR<19



anti-glare optics



ZIRKOL SQUARE S 1m | DALI

DOWNLIGHT

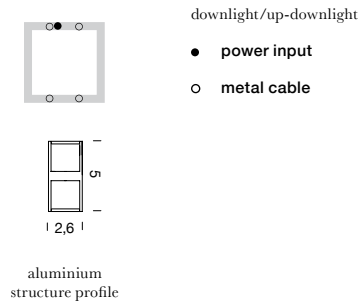
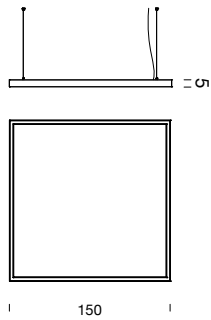
CCT	max power	source	voltage	lum. flux	CRI	switching	code	finish	
2700K	58W	LED strip	24V	3330lm	90	DALI	BZRA1610G15DBO	white	○
2700K	58W	LED strip	24V	3330lm	90	DALI	BZRA1610G15DNE	black	●
2700K	58W	LED strip	24V	3330lm	90	DALI	BZRA1610G15DOR	gold	●
3000K	58W	LED strip	24V	3525lm	90	DALI	BZRA1610G15WBO	white	○
3000K	58W	LED strip	24V	3525lm	90	DALI	BZRA1610G15WNE	black	●
3000K	58W	LED strip	24V	3525lm	90	DALI	BZRA1610G15WOR	gold	●
4000K	58W	LED strip	24V	3920lm	90	DALI	BZRA1610G15NBO	white	○
4000K	58W	LED strip	24V	3920lm	90	DALI	BZRA1610G15NNE	black	●
4000K	58W	LED strip	24V	3920lm	90	DALI	BZRA1610G15NOR	gold	●
note	RAL 9005 black RAL 9016 white shipped assembled								
included	remote driver 60W (220/240V) 1 x dimmer DALI 1 x electrical cable 4m 4 x adjustable metal cable (length from 3m to 0,5m) ceiling attachment included								
customizations	external electrical cable optional accessories on p. 112-113 custom features on p. 31								

CE UK CA IP40

UP-DOWNLIGHT

CCT	max power	source	voltage	lum. flux	CRI	switching	code	finish	
2700K	116W	LED strip	24V	6660lm	90	DALI	BZRA1710G15DBO	white	○
2700K	116W	LED strip	24V	6660lm	90	DALI	BZRA1710G15DNE	black	●
2700K	116W	LED strip	24V	6660lm	90	DALI	BZRA1710G15DOR	gold	●
3000K	116W	LED strip	24V	7050lm	90	DALI	BZRA1710G15WBO	white	○
3000K	116W	LED strip	24V	7050lm	90	DALI	BZRA1710G15WNE	black	●
3000K	116W	LED strip	24V	7050lm	90	DALI	BZRA1710G15WOR	gold	●
4000K	116W	LED strip	24V	7840lm	90	DALI	BZRA1710G15NBO	white	○
4000K	116W	LED strip	24V	7840lm	90	DALI	BZRA1710G15NNE	black	●
4000K	116W	LED strip	24V	7840lm	90	DALI	BZRA1710G15NOR	gold	●
note	RAL 9005 black RAL 9016 white shipped assembled								
included	remote driver 150W (220/240V) 1 x dimmer DALI 1 x electrical cable 4m 4 x adjustable metal cable (length from 3m to 0,5m) ceiling attachment included								
customizations	external electrical cable optional accessories on p. 112-113 custom features on p. 31								

CE UK CA IP40



ZIRKOL SQUARE S 1,5m | DALI

DOWNLIGHT

CCT	max power	source	voltage	lum. flux	CRI	switching	code	finish	
2700K	87W	LED strip	24V	5000lm	90	DALI	BZRA1615G15DBO	white	○
2700K	87W	LED strip	24V	5000lm	90	DALI	BZRA1615G15DNE	black	●
2700K	87W	LED strip	24V	5000lm	90	DALI	BZRA1615G15DOR	gold	●
3000K	87W	LED strip	24V	5290lm	90	DALI	BZRA1615G15WBO	white	○
3000K	87W	LED strip	24V	5290lm	90	DALI	BZRA1615G15WNE	black	●
3000K	87W	LED strip	24V	5290lm	90	DALI	BZRA1615G15WOR	gold	●
4000K	87W	LED strip	24V	5880lm	90	DALI	BZRA1615G15NBO	white	○
4000K	87W	LED strip	24V	5880lm	90	DALI	BZRA1615G15NNE	black	●
4000K	87W	LED strip	24V	5880lm	90	DALI	BZRA1615G15NOR	gold	●
note	RAL 9005 black RAL 9016 white shipped assembled								
included	remote driver 100W (110/240V) 1 x dimmer DALI 1 x electrical cable 4m 4 x adjustable metal cable (length from 3m to 0,5m) ceiling attachment included								
customizations	external electrical cable optional accessories on p. 112-113 custom features on p. 31								

CE UK CA IP40

UP-DOWNLIGHT

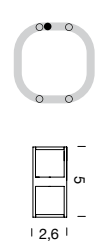
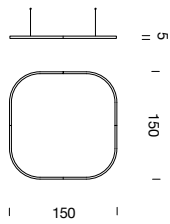
CCT	max power	source	voltage	lum. flux	CRI	switching	code	finish	
2700K	174W	LED strip	24V	10000lm	90	DALI	BZRA1715G15DBO	white	○
2700K	174W	LED strip	24V	10000lm	90	DALI	BZRA1715G15DNE	black	●
2700K	174W	LED strip	24V	10000lm	90	DALI	BZRA1715G15DOR	gold	●
3000K	174W	LED strip	24V	10480lm	90	DALI	BZRA1715G15WBO	white	○
3000K	174W	LED strip	24V	10480lm	90	DALI	BZRA1715G15WNE	black	●
3000K	174W	LED strip	24V	10480lm	90	DALI	BZRA1715G15WOR	gold	●
4000K	174W	LED strip	24V	11760lm	90	DALI	BZRA1715G15NBO	white	○
4000K	174W	LED strip	24V	11760lm	90	DALI	BZRA1715G15NNE	black	●
4000K	174W	LED strip	24V	11760lm	90	DALI	BZRA1715G15NOR	gold	●
note	RAL 9005 black RAL 9016 white shipped assembled								
included	remote driver 250W (220/240V) 1 x dimmer DALI 1 x electrical cable 4m 4 x adjustable metal cable (length from 3m to 0,5m) ceiling attachment included								
customizations	external electrical cable optional accessories on p. 112-113 custom features on p. 31								

CE UK CA IP40









downlight/up-downlight

- power input
- metal cable
- split

aluminium structure
profile

ZIRKOL SQUARE Q 1,5 x 1,5m | DALI

DOWNLIGHT

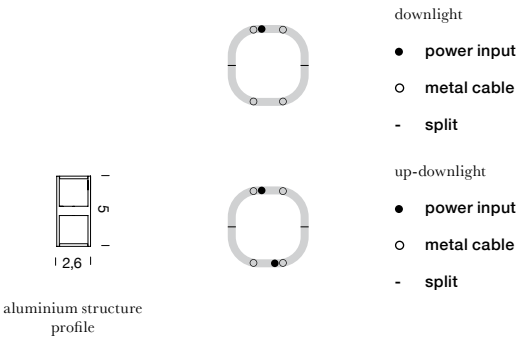
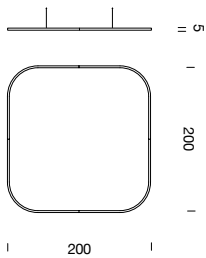
CCT	max power	source	voltage	lum. flux	CRI	switching	code	finish	
2700K	77W	LED strip	24V	4432lm	90	DALI	BZRQ1606G15DBO	white	○
2700K	77W	LED strip	24V	4432lm	90	DALI	BZRQ1606G15DNE	black	●
2700K	77W	LED strip	24V	4432lm	90	DALI	BZRQ1606G15DOR	gold	●
3000K	77W	LED strip	24V	4692lm	90	DALI	BZRQ1606G15WBO	white	○
3000K	77W	LED strip	24V	4692lm	90	DALI	BZRQ1606G15WNE	black	●
3000K	77W	LED strip	24V	4692lm	90	DALI	BZRQ1606G15WOR	gold	●
4000K	77W	LED strip	24V	5214lm	90	DALI	BZRQ1606G15NBO	white	○
4000K	77W	LED strip	24V	5214lm	90	DALI	BZRQ1606G15NNE	black	●
4000K	77W	LED strip	24V	5214lm	90	DALI	BZRQ1606G15NOR	gold	●
note	remote driver RAL 9005 black RAL 9016 white shipped assembled								
included	1 x driver 100W (110/240V) 1 x dimmer DALI 1 x electrical cable 5m 4 x adjustable metal cable length 3m (including ceiling attachment)								
optional accessory	driver box ceiling plate for remote driver (more specification on p.112-113)								
customizations	find customizable features on p.31								

CE UK CA IP40

UP-DOWNLIGHT

CCT	max power	source	voltage	lum. flux	CRI	switching	code	finish	
2700K	154W	LED strip	24V	8863lm	90	DALI	BZRQ1712G15DBO	white	○
2700K	154W	LED strip	24V	8863lm	90	DALI	BZRQ1712G15DNE	black	●
2700K	154W	LED strip	24V	8863lm	90	DALI	BZRQ1712G15DOR	gold	●
3000K	154W	LED strip	24V	9384lm	90	DALI	BZRQ1712G15WBO	white	○
3000K	154W	LED strip	24V	9384lm	90	DALI	BZRQ1712G15WNE	black	●
3000K	154W	LED strip	24V	9384lm	90	DALI	BZRQ1712G15WOR	gold	●
4000K	154W	LED strip	24V	10427lm	90	DALI	BZRQ1712G15NBO	white	○
4000K	154W	LED strip	24V	10427lm	90	DALI	BZRQ1712G15NNE	black	●
4000K	154W	LED strip	24V	10427lm	90	DALI	BZRQ1712G15NOR	gold	●
note	remote driver RAL 9005 black RAL 9016 white shipped assembled								
included	1 x driver 250W (220/240V) 1 x dimmer DALI 1 x electrical cable 5m 4 x adjustable metal cable length 3m (including ceiling attachment)								
optional accessory	driver box ceiling plate for remote driver (more specification on p.112-113)								
customizations	find customizable features on p.31								

CE UK CA IP40



ZIRKOL SQUARE Q 2 x 2m | DALI

DOWNLIGHT

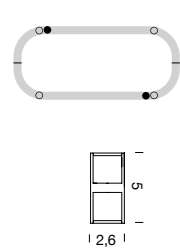
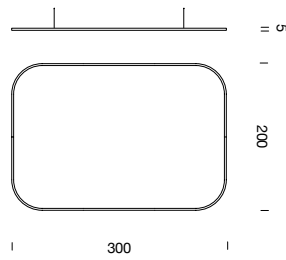
CCT	max power	source	voltage	lum. flux	CRI	switching	code	finish	
2700K	105W	LED strip	24V	6098lm	90	DALI	BZRQ1608G15DBO	white	○
2700K	105W	LED strip	24V	6098lm	90	DALI	BZRQ1608G15DNE	black	●
2700K	105W	LED strip	24V	6098lm	90	DALI	BZRQ1608G15DOR	gold	●
3000K	105W	LED strip	24V	6456lm	90	DALI	BZRQ1608G15WBO	white	○
3000K	105W	LED strip	24V	6456lm	90	DALI	BZRQ1608G15WNE	black	●
3000K	105W	LED strip	24V	6456lm	90	DALI	BZRQ1608G15WOR	gold	●
4000K	105W	LED strip	24V	7174lm	90	DALI	BZRQ1608G15NBO	white	○
4000K	105W	LED strip	24V	7174lm	90	DALI	BZRQ1608G15NNE	black	●
4000K	105W	LED strip	24V	7174lm	90	DALI	BZRQ1608G15NOR	gold	●
note	remote driver RAL 9005 black RAL 9016 white shipped in 2 pieces								
included	1 x driver 150W (220/240V) 1 x dimmer DAL 1 x electrical cable 5m 4 x adjustable metal cable length 3m (including ceiling attachment)								
optional accessory	driver box ceiling plate for remote driver (more specification on p.112-113)								
customizations	find customizable features on p.31								

CE UK CA IP40

UP-DOWNLIGHT

CCT	max power	source	voltage	lum. flux	CRI	switching	code	finish	
2700K	211W	LED strip	24V	12195lm	90	DALI	BZRQ1716G15DBO	white	○
2700K	211W	LED strip	24V	12195lm	90	DALI	BZRQ1716G15DNE	black	●
2700K	211W	LED strip	24V	12195lm	90	DALI	BZRQ1716G15DOR	gold	●
3000K	211W	LED strip	24V	12912lm	90	DALI	BZRQ1716G15WBO	white	○
3000K	211W	LED strip	24V	12912lm	90	DALI	BZRQ1716G15WNE	black	●
3000K	211W	LED strip	24V	12912lm	90	DALI	BZRQ1716G15WOR	gold	●
4000K	211W	LED strip	24V	14347lm	90	DALI	BZRQ1716G15NBO	white	○
4000K	211W	LED strip	24V	14347lm	90	DALI	BZRQ1716G15NNE	black	●
4000K	211W	LED strip	24V	14347lm	90	DALI	BZRQ1716G15NOR	gold	●
note	remote driver RAL 9005 black RAL 9016 white shipped in 2 pieces								
included	1 x driver 250W (220/240V) 1 x dimmer DALI 2 x electrical cable 5m 4 x adjustable metal cable length 3m (including ceiling attachment)								
optional accessory	driver box ceiling plate for remote driver (more specification on p.112-113)								
customizations	find customizable features on p.31								

CE UK CA IP40



aluminium structure
profile

downlight/up-downlight

- power input
- metal cable
- split

ZIRKOL SQUARE Q 3 x 2m | DALI

DOWNLIGHT

CCT	max power	source	voltage	lum. flux	CRI	switching	code	finish	
2700K	134W	LED strip	24V	7764lm	90	DALI	BZRQ1610G15DBO	white	○
2700K	134W	LED strip	24V	7764lm	90	DALI	BZRQ1610G15DNE	black	●
2700K	134W	LED strip	24V	7764lm	90	DALI	BZRQ1610G15DOR	gold	●
3000K	134W	LED strip	24V	8220lm	90	DALI	BZRQ1610G15WBO	white	○
3000K	134W	LED strip	24V	8220lm	90	DALI	BZRQ1610G15WNE	black	●
3000K	134W	LED strip	24V	8220lm	90	DALI	BZRQ1610G15WOR	gold	●
4000K	134W	LED strip	24V	9134lm	90	DALI	BZRQ1610G15NBO	white	○
4000K	134W	LED strip	24V	9134lm	90	DALI	BZRQ1610G15NNE	black	●
4000K	134W	LED strip	24V	9134lm	90	DALI	BZRQ1610G15NOR	gold	●
note	remote driver RAL 9005 black RAL 9016 white shipped in 2 pieces								
included	1 x driver 150W (220/240V) 1 x dimmer DALI 2 x electrical cable 5m 4 x adjustable metal cable length 3m (including ceiling attachment)								
optional accessory	driver box ceiling plate for remote driver (more specification on p.112-113)								
customizations	find customizable features on p.31								

CE UK CA IP40

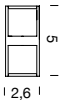
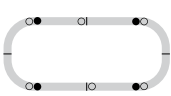
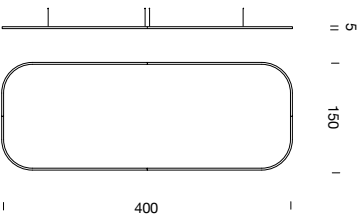
UP-DOWNLIGHT

CCT	max power	source	voltage	lum. flux	CRI	switching	code	finish	
2700K	268W	LED strip	24V	15527lm	90	DALI	BZRQ1720G15DBO	white	○
2700K	268W	LED strip	24V	15527lm	90	DALI	BZRQ1720G15DNE	black	●
2700K	268W	LED strip	24V	15527lm	90	DALI	BZRQ1720G15DOR	gold	●
3000K	268W	LED strip	24V	16440lm	90	DALI	BZRQ1720G15WBO	white	○
3000K	268W	LED strip	24V	16440lm	90	DALI	BZRQ1720G15WNE	black	●
3000K	268W	LED strip	24V	16440lm	90	DALI	BZRQ1720G15WOR	gold	●
4000K	268W	LED strip	24V	18267lm	90	DALI	BZRQ1720G15NBO	white	○
4000K	268W	LED strip	24V	18267lm	90	DALI	BZRQ1720G15NNE	black	●
4000K	268W	LED strip	24V	18267lm	90	DALI	BZRQ1720G15NOR	gold	●
note	remote driver RAL 9005 black RAL 9016 white shipped in 2 pieces								
included	2 x drivers 150W (220/240V) 2 x dimmer DALI 2 x electrical cable 5m 4 x adjustable metal cable length 3m (including ceiling attachment)								
optional accessory	driver box ceiling plate for remote driver (more specification on p.112-113)								
customizations	find customizable features on p.31								

CE UK CA IP40



Zirkol Square-Q, white.
Private project, Berlin



aluminium structure profile

- downlight/up-downlight
- power input
 - metal cable
 - split

ZIRKOL SQUARE Q 4 x 1,5m | DALI

DOWNLIGHT

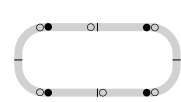
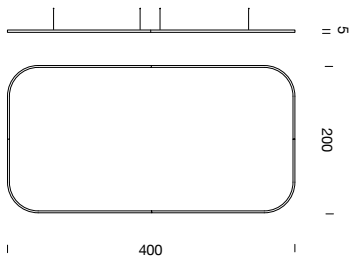
CCT	max power	source	voltage	lum. flux	CRI	switching	code	finish	
2700K	149W	LED strip	24V	8597lm	90	DALI	BZRQ1611G15DBO	white	○
2700K	149W	LED strip	24V	8597lm	90	DALI	BZRQ1611G15DNE	black	●
2700K	149W	LED strip	24V	8597lm	90	DALI	BZRQ1611G15DOR	gold	●
3000K	149W	LED strip	24V	9102lm	90	DALI	BZRQ1611G15WBO	white	○
3000K	149W	LED strip	24V	9102lm	90	DALI	BZRQ1611G15WNE	black	●
3000K	149W	LED strip	24V	9102lm	90	DALI	BZRQ1611G15WOR	gold	●
4000K	149W	LED strip	24V	10114lm	90	DALI	BZRQ1611G15NBO	white	○
4000K	149W	LED strip	24V	10114lm	90	DALI	BZRQ1611G15NNE	black	●
4000K	149W	LED strip	24V	10114lm	90	DALI	BZRQ1611G15NOR	gold	●
note	remote driver RAL 9005 black RAL 9016 white shipped in 4 pieces								
included	2 x driver 100W (110/240V) 2 x dimmer DALI 4 x electrical cable 5m 6 x adjustable metal cable length 3m (including ceiling attachment)								
optional accessory	driver box ceiling plate for remote driver (more specification on p.112-113)								
customizations	find customizable features on p.31								

CE UK CA IP40

UP-DOWNLIGHT

CCT	max power	source	voltage	lum. flux	CRI	switching	code	finish	
2700K	297W	LED strip	24V	17193lm	90	DALI	BZRQ1722G15DBO	white	○
2700K	297W	LED strip	24V	17193lm	90	DALI	BZRQ1722G15DNE	black	●
2700K	297W	LED strip	24V	17193lm	90	DALI	BZRQ1722G15DOR	gold	●
3000K	297W	LED strip	24V	18204lm	90	DALI	BZRQ1722G15WBO	white	○
3000K	297W	LED strip	24V	18204lm	90	DALI	BZRQ1722G15WNE	black	●
3000K	297W	LED strip	24V	18204lm	90	DALI	BZRQ1722G15WOR	gold	●
4000K	297W	LED strip	24V	20227lm	90	DALI	BZRQ1722G15NBO	white	○
4000K	297W	LED strip	24V	20227lm	90	DALI	BZRQ1722G15NNE	black	●
4000K	297W	LED strip	24V	20227lm	90	DALI	BZRQ1722G15NOR	gold	●
note	remote driver RAL 9005 black RAL 9016 white shipped in 4 pieces								
included	2 x drivers 150W (220/240V) 2 x dimmer DALI 4 x electrical cable 5m 4 x adjustable metal cable length 3m (including ceiling attachment)								
optional accessory	driver box ceiling plate for remote driver (more specification on p.112-113)								
customizations	find customizable features on p.31								

CE UK CA IP40



downlight/up-downlight

- power input
- metal cable
- split

aluminium structure profile

ZIRKOL SQUARE Q 4 x 2m | DALI

DOWNLIGHT

CCT	max power	source	voltage	lum. flux	CRI	switching	code	finish	
2700K	163W	LED strip	24V	9430lm	90	DALI	BZRQ1612G15DBO	white	○
2700K	163W	LED strip	24V	9430lm	90	DALI	BZRQ1612G15DNE	black	●
2700K	163W	LED strip	24V	9430lm	90	DALI	BZRQ1612G15DOR	gold	●
3000K	163W	LED strip	24V	9984lm	90	DALI	BZRQ1612G15WBO	white	○
3000K	163W	LED strip	24V	9984lm	90	DALI	BZRQ1612G15WNE	black	●
3000K	163W	LED strip	24V	9984lm	90	DALI	BZRQ1612G15WOR	gold	●
4000K	163W	LED strip	24V	11094lm	90	DALI	BZRQ1612G15NBO	white	○
4000K	163W	LED strip	24V	11094lm	90	DALI	BZRQ1612G15NNE	black	●
4000K	163W	LED strip	24V	11094lm	90	DALI	BZRQ1612G15NOR	gold	●
note	remote driver RAL 9005 black RAL 9016 white shipped in 4 pieces								
included	2 x driver 100W (110/240V) 2 x dimmer DALI 4 x electrical cable 5m 6 x adjustable metal cable length 3m (including ceiling attachment)								
optional accessory	driver box ceiling plate for remote driver (more specification on p.112-113)								
customizations	find customizable features on p.31								

CE UK CA IP40

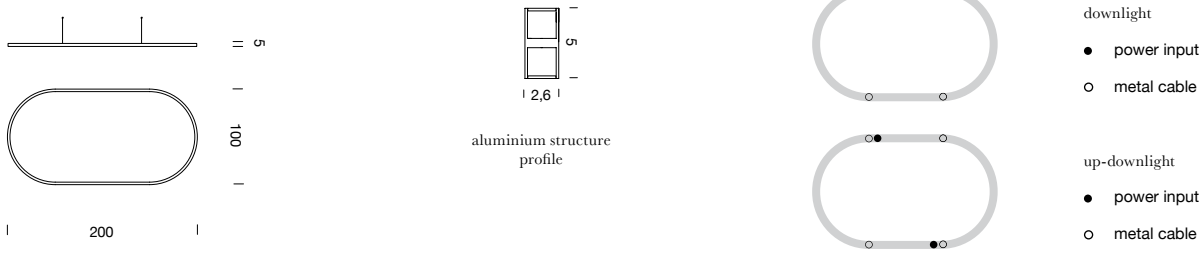
UP-DOWNLIGHT

CCT	max power	source	voltage	lum. flux	CRI	switching	code	finish	
2700K	326W	LED strip	24V	18859lm	90	DALI	BZRQ1724G15DBO	white	○
2700K	326W	LED strip	24V	18859lm	90	DALI	BZRQ1724G15DNE	black	●
2700K	326W	LED strip	24V	18859lm	90	DALI	BZRQ1724G15DOR	gold	●
3000K	326W	LED strip	24V	19968lm	90	DALI	BZRQ1724G15WBO	white	○
3000K	326W	LED strip	24V	19968lm	90	DALI	BZRQ1724G15WNE	black	●
3000K	326W	LED strip	24V	19968lm	90	DALI	BZRQ1724G15WOR	gold	●
4000K	326W	LED strip	24V	22187lm	90	DALI	BZRQ1724G15NBO	white	○
4000K	326W	LED strip	24V	22187lm	90	DALI	BZRQ1724G15NNE	black	●
4000K	326W	LED strip	24V	22187lm	90	DALI	BZRQ1724G15NOR	gold	●
note	remote driver RAL 9005 black RAL 9016 white shipped in 4 pieces								
included	2 x driver 250W (220/240V) 2 x dimmer DALI 4 x electrical cable length 5m 6 x adjustable metal cable length 3m (including ceiling attachment)								
optional accessory	driver box ceiling plate for remote driver (more specification on p.112-113)								
customizations	find customizable features on p.31								

CE UK CA IP40



Zirkol Oval, black.
Private residence, Pinzolo (Trento)



ZIRKOL OVAL 2 x 1m | DALI

DOWNLIGHT

CCT	max power	source	voltage	lum. flux	CRI	switching	code	finish	
2700K	74W	LED strip	24V	4282lm	90	DALI	BZRO16A20G15DBO	white	○
2700K	74W	LED strip	24V	4282lm	90	DALI	BZRO16A20G15DNE	black	●
2700K	74W	LED strip	24V	4282lm	90	DALI	BZRO16A20G15DOR	gold	●
3000K	74W	LED strip	24V	4533lm	90	DALI	BZRO16A20G15WBO	white	○
3000K	74W	LED strip	24V	4533lm	90	DALI	BZRO16A20G15WNE	black	●
3000K	74W	LED strip	24V	4533lm	90	DALI	BZRO16A20G15WOR	gold	●
4000K	74W	LED strip	24V	5037lm	90	DALI	BZRO16A20G15NBO	white	○
4000K	74W	LED strip	24V	5037lm	90	DALI	BZRO16A20G15NNE	black	●
4000K	74W	LED strip	24V	5037lm	90	DALI	BZRO16A20G15NOR	gold	●
note	remote driver RAL 9005 black RAL 9016 white shipped assembled								
included	1 x driver 75W (110/240V) 1 x dimmer DALI 1 x electrical cable 5m 4 x adjustable metal cable length 3m (including ceiling attachment)								
optional accessory	driver box ceiling plate for remote driver (more specification on p.112-113)								
customizations	find customizable features on p.31								

CE UK CA IP40

UP-DOWNLIGHT

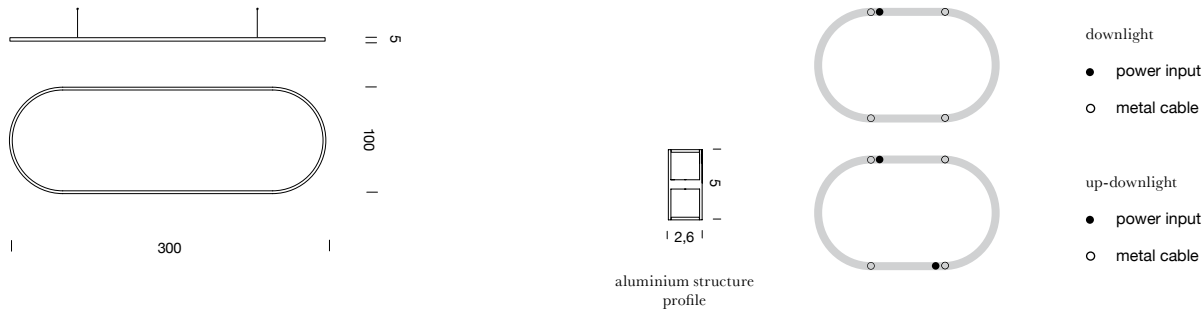
CCT	max power	source	voltage	lum. flux	CRI	switching	code	finish	
2700K	148W	LED strip	24V	8563lm	90	DALI	BZRO17A20G15DBO	white	○
2700K	148W	LED strip	24V	8563lm	90	DALI	BZRO17A20G15DNE	black	●
2700K	148W	LED strip	24V	8563lm	90	DALI	BZRO17A20G15DOR	gold	●
3000K	148W	LED strip	24V	9067lm	90	DALI	BZRO17A20G15WBO	white	○
3000K	148W	LED strip	24V	9067lm	90	DALI	BZRO17A20G15WNE	black	●
3000K	148W	LED strip	24V	9067lm	90	DALI	BZRO17A20G15WOR	gold	●
4000K	148W	LED strip	24V	10074lm	90	DALI	BZRO17A20G15NBO	white	○
4000K	148W	LED strip	24V	10074lm	90	DALI	BZRO17A20G15NNE	black	●
4000K	148W	LED strip	24V	10074lm	90	DALI	BZRO17A20G15NOR	gold	●
note	remote driver RAL 9005 black RAL 9016 white shipped assembled								
included	1 x driver 150W (220/240V) 1 x dimmer DALI 2 x electrical cable 5m 4 x adjustable metal cable length 3m (including ceiling attachment)								
optional accessory	driver box ceiling plate for remote driver (more specification on p.112-113)								
customizations	find customizable features on p.31								

CE UK CA IP40





Zirkol Oval, white.
Private project, Berlin



ZIRKOL OVAL 3 x 1m | DALI

DOWNLIGHT


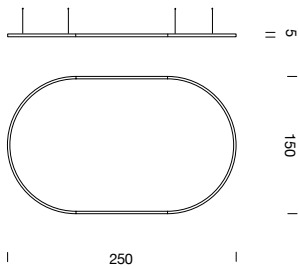
CCT	max power	source	voltage	lum. flux	CRI	switching	code	finish	
2700K	103W	LED strip	24V	5948lm	90	DALI	BZRO16A30G15DBO	white	○
2700K	103W	LED strip	24V	5948lm	90	DALI	BZRO16A30G15DNE	black	●
2700K	103W	LED strip	24V	5948lm	90	DALI	BZRO16A30G15DOR	gold	●
3000K	103W	LED strip	24V	6297lm	90	DALI	BZRO16A30G15WBO	white	○
3000K	103W	LED strip	24V	6297lm	90	DALI	BZRO16A30G15WNE	black	●
3000K	103W	LED strip	24V	6297lm	90	DALI	BZRO16A30G15WOR	gold	●
4000K	103W	LED strip	24V	6997lm	90	DALI	BZRO16A30G15NBO	white	○
4000K	103W	LED strip	24V	6997lm	90	DALI	BZRO16A30G15NNE	black	●
4000K	103W	LED strip	24V	6997lm	90	DALI	BZRO16A30G15NOR	gold	●
note	remote driver RAL 9005 black RAL 9016 white shipped assembled								
included	1 x driver 150W (220/240V) 1 x dimmer DALI 1 x electrical cable 5m 4 x adjustable metal cable length 3m (including ceiling attachment)								
optional accessory	driver box ceiling plate for remote driver (more specification on p.112-113)								
customizations	find customizable features on p.31								

CE UK CA IP40

UP-DOWNLIGHT

CCT	max power	source	voltage	lum. flux	CRI	switching	code	finish	
2700K	206W	LED strip	24V	11895lm	90	DALI	BZRO17A30G15DBO	white	○
2700K	206W	LED strip	24V	11895lm	90	DALI	BZRO17A30G15DNE	black	●
2700K	206W	LED strip	24V	11895lm	90	DALI	BZRO17A30G15DOR	gold	●
3000K	206W	LED strip	24V	12595lm	90	DALI	BZRO17A30G15WBO	white	○
3000K	206W	LED strip	24V	12595lm	90	DALI	BZRO17A30G15WNE	black	●
3000K	206W	LED strip	24V	12595lm	90	DALI	BZRO17A30G15WOR	gold	●
4000K	206W	LED strip	24V	13994lm	90	DALI	BZRO17A30G15NBO	white	○
4000K	206W	LED strip	24V	13994lm	90	DALI	BZRO17A30G15NNE	black	●
4000K	206W	LED strip	24V	13994lm	90	DALI	BZRO17A30G15NOR	gold	●
note	remote driver RAL 9005 black RAL 9016 white shipped assembled								
included	1 x driver 250W (220/240V) 1 x dimmer DALI 2 x electrical cable 5m 4 x adjustable metal cable length 3m (including ceiling attachment)								
optional accessory	driver box ceiling plate for remote driver (more specification on p.112-113)								
customizations	find customizable features on p.31								

CE UK CA IP40



ZIRKOL OVAL 2,5 x 1,5m | DALI

DOWNLIGHT

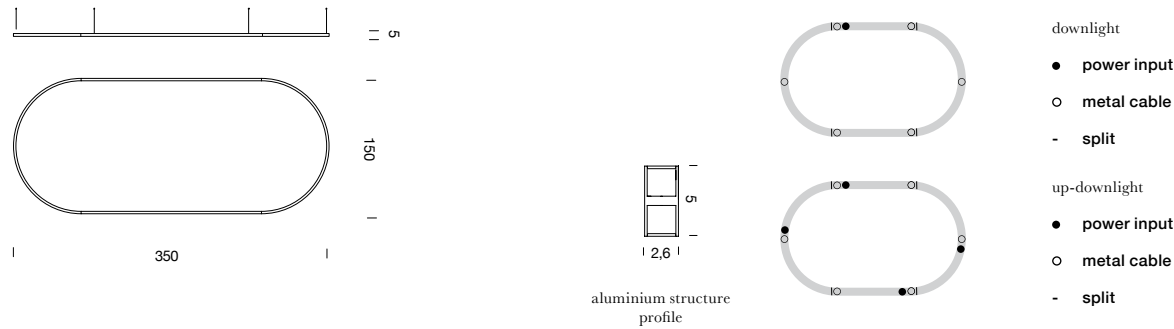
CCT	max power	source	voltage	lum. flux	CRI	switching	code	finish	
2700K	97W	LED strip	24V	5589lm	90	DALI	BZRO16B25G15DBO	white	○
2700K	97W	LED strip	24V	5589lm	90	DALI	BZRO16B25G15DNE	black	●
2700K	97W	LED strip	24V	5589lm	90	DALI	BZRO16B25G15DOR	gold	●
3000K	97W	LED strip	24V	5918lm	90	DALI	BZRO16B25G15WBO	white	○
3000K	97W	LED strip	24V	5918lm	90	DALI	BZRO16B25G15WNE	black	●
3000K	97W	LED strip	24V	5918lm	90	DALI	BZRO16B25G15WOR	gold	●
4000K	97W	LED strip	24V	6576lm	90	DALI	BZRO16B25G15NBO	white	○
4000K	97W	LED strip	24V	6576lm	90	DALI	BZRO16B25G15NNE	black	●
4000K	97W	LED strip	24V	6576lm	90	DALI	BZRO16B25G15NOR	gold	●
note	remote driver RAL 9005 black RAL 9016 white shipped in 4 pieces								
included	1 x driver 100W (110/240V) 1 x dimmer DALI 1 x electrical cable 5m 6 x adjustable metal cable length 3m (including ceiling attachment)								
optional accessory	driver box ceiling plate for remote driver (more specification on p.112-113)								
customizations	find customizable features on p.31								

CE UK CA IP40

UP-DOWNLIGHT

CCT	max power	source	voltage	lum. flux	CRI	switching	code	finish	
2700K	193W	LED strip	24V	11179lm	90	DALI	BZRO17B25G15DBO	white	○
2700K	193W	LED strip	24V	11179lm	90	DALI	BZRO17B25G15DNE	black	●
2700K	193W	LED strip	24V	11179lm	90	DALI	BZRO17B25G15DOR	gold	●
3000K	193W	LED strip	24V	11836lm	90	DALI	BZRO17B25G15WBO	white	○
3000K	193W	LED strip	24V	11836lm	90	DALI	BZRO17B25G15WNE	black	●
3000K	193W	LED strip	24V	11836lm	90	DALI	BZRO17B25G15WOR	gold	●
4000K	193W	LED strip	24V	13152lm	90	DALI	BZRO17B25G15NBO	white	○
4000K	193W	LED strip	24V	13152lm	90	DALI	BZRO17B25G15NNE	black	●
4000K	193W	LED strip	24V	13152lm	90	DALI	BZRO17B25G15NOR	gold	●
note	remote driver RAL 9005 black RAL 9016 white shipped in 4 pieces								
included	2 x driver 100W (110/240V) 2 x dimmer DALI 4 x electrical cable 5m 6 x adjustable metal cable length 3m (including ceiling attachment)								
optional accessory	driver box ceiling plate for remote driver (more specification on p.112-113)								
customizations	find customizable features on p.31								

CE UK CA IP40



ZIRKOL OVAL 3,5 x 1,5m | DALI

DOWNLIGHT

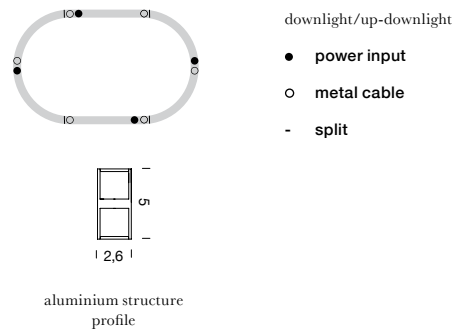
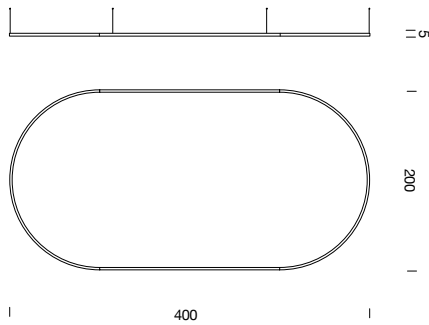
CCT	max power	source	voltage	lum. flux	CRI	switching	code	finish	
2700K	125W	LED strip	24V	7255lm	90	DALI	BZRO16B35G15DBO	white	○
2700K	125W	LED strip	24V	7255lm	90	DALI	BZRO16B35G15DNE	black	●
2700K	125W	LED strip	24V	7255lm	90	DALI	BZRO16B35G15DOR	gold	●
3000K	125W	LED strip	24V	7682lm	90	DALI	BZRO16B35G15WBO	white	○
3000K	125W	LED strip	24V	7682lm	90	DALI	BZRO16B35G15WNE	black	●
3000K	125W	LED strip	24V	7682lm	90	DALI	BZRO16B35G15WOR	gold	●
4000K	125W	LED strip	24V	8536lm	90	DALI	BZRO16B35G15NBO	white	○
4000K	125W	LED strip	24V	8536lm	90	DALI	BZRO16B35G15NNE	black	●
4000K	125W	LED strip	24V	8536lm	90	DALI	BZRO16B35G15NOR	gold	●
note	remote driver RAL 9005 black RAL 9016 white shipped in 4 pieces								
included	1 x driver 150W (220/240V) 1 x dimmer DALI 1 x electrical cable 5m 6 x adjustable metal cable length 3m (including ceiling attachment)								
optional accessory	driver box ceiling plate for remote driver (more specification on p.112-113)								
customizations	find customizable features on p.31								

CE UK CA IP40

UP-DOWNLIGHT

CCT	max power	source	voltage	lum. flux	CRI	switching	code	finish	
2700K	251W	LED strip	24V	14511lm	90	DALI	BZRO17B35G15DBO	white	○
2700K	251W	LED strip	24V	14511lm	90	DALI	BZRO17B35G15DNE	black	●
2700K	251W	LED strip	24V	14511lm	90	DALI	BZRO17B35G15DOR	gold	●
3000K	251W	LED strip	24V	15364lm	90	DALI	BZRO17B35G15WBO	white	○
3000K	251W	LED strip	24V	15364lm	90	DALI	BZRO17B35G15WNE	black	●
3000K	251W	LED strip	24V	15364lm	90	DALI	BZRO17B35G15WOR	gold	●
4000K	251W	LED strip	24V	17072lm	90	DALI	BZRO17B35G15NBO	white	○
4000K	251W	LED strip	24V	17072lm	90	DALI	BZRO17B35G15NNE	black	●
4000K	251W	LED strip	24V	17072lm	90	DALI	BZRO17B35G15NOR	gold	●
note	remote driver RAL 9005 black RAL 9016 white shipped in 4 pieces								
included	2 x drivers 150W (220/240V) 2 x dimmer DALI 4 x electrical cable 5m 6 x adjustable metal cable length 3m (including ceiling attachment)								
optional accessory	driver box ceiling plate for remote driver (more specification on p.112-113)								
customizations	find customizable features on p.31								

CE UK CA IP40



ZIRKOL OVAL 4 x 2m | DALI

DOWNLIGHT

CCT	max power	source	voltage	lum. flux	CRI	switching	code	finish	
2700K	148W	LED strip	24V	8536lm	90	DALI	BZRO16C40G15DBO	white	○
2700K	148W	LED strip	24V	8536lm	90	DALI	BZRO16C40G15DNE	black	●
2700K	148W	LED strip	24V	8536lm	90	DALI	BZRO16C40G15DOR	gold	●
3000K	148W	LED strip	24V	9067lm	90	DALI	BZRO16C40G15WBO	white	○
3000K	148W	LED strip	24V	9067lm	90	DALI	BZRO16C40G15WNE	black	●
3000K	148W	LED strip	24V	9067lm	90	DALI	BZRO16C40G15WOR	gold	●
4000K	148W	LED strip	24V	10074lm	90	DALI	BZRO16C40G15NBO	white	○
4000K	148W	LED strip	24V	10074lm	90	DALI	BZRO16C40G15NNE	black	●
4000K	148W	LED strip	24V	10074lm	90	DALI	BZRO16C40G15NOR	gold	●
note	remote driver RAL 9005 black RAL 9016 white shipped in 4 pieces								
included	2 x driver 100W (110/240V) 2 x dimmer DALI 4 x electrical cable 5m 6 x adjustable metal cable length 3m (including ceiling attachment)								
optional accessory	driver box ceiling plate for remote driver (more specification on p.112-113)								
customizations	find customizable features on p.31								

CE UK CA IP40

UP-DOWNLIGHT

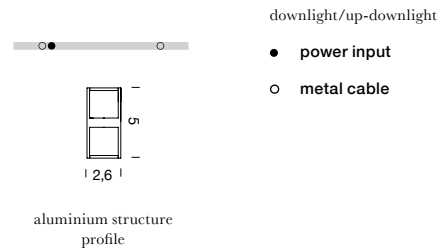
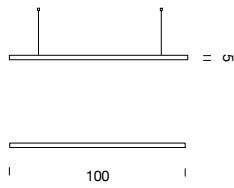
CCT	max power	source	voltage	lum. flux	CRI	switching	code	finish	
2700K	296W	LED strip	24V	17126lm	90	DALI	BZRO17C40G15DBO	white	○
2700K	296W	LED strip	24V	17126lm	90	DALI	BZRO17C40G15DNE	black	●
2700K	296W	LED strip	24V	17126lm	90	DALI	BZRO17C40G15DOR	gold	●
3000K	296W	LED strip	24V	18134lm	90	DALI	BZRO17C40G15WBO	white	○
3000K	296W	LED strip	24V	18134lm	90	DALI	BZRO17C40G15WNE	black	●
3000K	296W	LED strip	24V	18134lm	90	DALI	BZRO17C40G15WOR	gold	●
4000K	296W	LED strip	24V	20149lm	90	DALI	BZRO17C40G15NBO	white	○
4000K	296W	LED strip	24V	20149lm	90	DALI	BZRO17C40G15NNE	black	●
4000K	296W	LED strip	24V	20149lm	90	DALI	BZRO17C40G15NOR	gold	●
note	remote driver RAL 9005 black RAL 9016 white shipped in 4 pieces								
included	2 x drivers 150W (220/240V) 2 x dimmer DALI 4 x electrical cable 5m 6 x adjustable metal cable length 3m (including ceiling attachment)								
optional accessory	driver box ceiling plate for remote driver (more specification on p.112-113)								
customizations	find customizable features on p.31								

CE UK CA IP40





Zirkol Linear UGR, black.
Private project, Florence



ZIRKOL LINEAR 1m | DALI

DOWNLIGHT

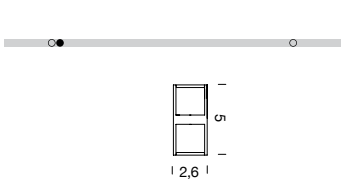
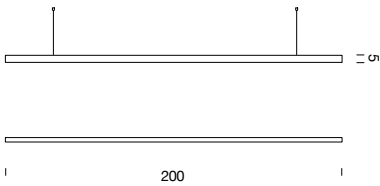
CCT	max power	source	voltage	lum. flux	CRI	switching	code	finish	
2700K	14,5W	LED strip	24V	833lm	90	DALI	BZRL1610G15DBO	white	○
2700K	14,5W	LED strip	24V	833lm	90	DALI	BZRL1610G15DNE	black	●
2700K	14,5W	LED strip	24V	833lm	90	DALI	BZRL1610G15DOR	gold	●
3000K	14,5W	LED strip	24V	882lm	90	DALI	BZRL1610G15WBO	white	○
3000K	14,5W	LED strip	24V	882lm	90	DALI	BZRL1610G15WNE	black	●
3000K	14,5W	LED strip	24V	882lm	90	DALI	BZRL1610G15WOR	gold	●
4000K	14,5W	LED strip	24V	980lm	90	DALI	BZRL1610G15NBO	white	○
4000K	14,5W	LED strip	24V	980lm	90	DALI	BZRL1610G15NNE	black	●
4000K	14,5W	LED strip	24V	980lm	90	DALI	BZRL1610G15NOR	gold	●
note	remote driver RAL 9005 black RAL 9016 white shipped assembled								
included	1 x driver 20W (220/240V) 1 x dimmer DALI 1 electrical cable length 5m 2 x adjustable metal cable length 3m (including ceiling attachment)								
optional accessory	driver box ceiling plate for remote driver (more specification on p.112-113)								
customizations	find customizable features on p.31								

CE UK CA IP40

UP-DOWNLIGHT

CCT	max power	source	voltage	lum. flux	CRI	switching	code	finish	
2700K	29W	LED strip	24V	1666lm	90	DALI	BZRL1710G15DBO	white	○
2700K	29W	LED strip	24V	1666lm	90	DALI	BZRL1710G15DNE	black	●
2700K	29W	LED strip	24V	1666lm	90	DALI	BZRL1710G15DOR	gold	●
3000K	29W	LED strip	24V	1764lm	90	DALI	BZRL1710G15WBO	white	○
3000K	29W	LED strip	24V	1764lm	90	DALI	BZRL1710G15WNE	black	●
3000K	29W	LED strip	24V	1764lm	90	DALI	BZRL1710G15WOR	gold	●
4000K	29W	LED strip	24V	1960lm	90	DALI	BZRL1710G15NBO	white	○
4000K	29W	LED strip	24V	1960lm	90	DALI	BZRL1710G15NNE	black	●
4000K	29W	LED strip	24V	1960lm	90	DALI	BZRL1710G15NOR	gold	●
note	remote driver RAL 9005 black RAL 9016 white shipped assembled								
included	1 x driver 60W (220/240V) 1 x dimmer DALI 1 electrical cable length 5m 2 adjustable metal cable length 3m (including ceiling attachment)								
optional accessory	driver box ceiling plate for remote driver (more specification on p.112-113)								
customizations	find customizable features on p.31								

CE UK CA IP40



aluminium structure
profile

downlight/up-downlight

- power input
- metal cable

ZIRKOL LINEAR 2m | DALI

DOWNLIGHT

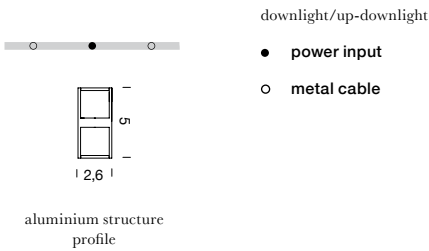
CCT	max power	source	voltage	lum. flux	CRI	switching	code	finish	
2700K	29W	LED strip	24V	1666lm	90	DALI	BZRL1620G15DBO	white	○
2700K	29W	LED strip	24V	1666lm	90	DALI	BZRL1620G15DNE	black	●
2700K	29W	LED strip	24V	1666lm	90	DALI	BZRL1620G15DOR	gold	●
3000K	29W	LED strip	24V	1764lm	90	DALI	BZRL1620G15WBO	white	○
3000K	29W	LED strip	24V	1764lm	90	DALI	BZRL1620G15WNE	black	●
3000K	29W	LED strip	24V	1764lm	90	DALI	BZRL1620G15WOR	gold	●
4000K	29W	LED strip	24V	1960lm	90	DALI	BZRL1620G15NBO	white	○
4000K	29W	LED strip	24V	1960lm	90	DALI	BZRL1620G15NNE	black	●
4000K	29W	LED strip	24V	1960lm	90	DALI	BZRL1620G15NOR	gold	●
note	remote driver RAL 9005 black RAL 9016 white shipped assembled								
included	1 x driver 60W (220/240V) 1 x dimmer DALI 1 electrical cable length 5m 2 adjustable metal cable length 3m (including ceiling attachment)								
optional accessory	driver box ceiling plate for remote driver (more specification on p.112-113)								
customizations	find customizable features on p.31								

CE UK CA IP40

UP-DOWNLIGHT

CCT	max power	source	voltage	lum. flux	CRI	switching	code	finish	
2700K	58W	LED strip	24V	3332lm	90	DALI	BZRL1720G15DBO	white	○
2700K	58W	LED strip	24V	3332lm	90	DALI	BZRL1720G15DNE	black	●
2700K	58W	LED strip	24V	3332lm	90	DALI	BZRL1720G15DOR	gold	●
3000K	58W	LED strip	24V	3528lm	90	DALI	BZRL1720G15WBO	white	○
3000K	58W	LED strip	24V	3528lm	90	DALI	BZRL1720G15WNE	black	●
3000K	58W	LED strip	24V	3528lm	90	DALI	BZRL1720G15WOR	gold	●
4000K	58W	LED strip	24V	3920lm	90	DALI	BZRL1720G15NBO	white	○
4000K	58W	LED strip	24V	3920lm	90	DALI	BZRL1720G15NNE	black	●
4000K	58W	LED strip	24V	3920lm	90	DALI	BZRL1720G15NOR	gold	●
note	remote driver RAL 9005 black RAL 9016 white shipped assembled								
included	1 x driver 60W (220/240V) 1 x dimmer DALI 1 electrical cable length 5m 2 adjustable metal cable length 3m (including ceiling attachment)								
optional accessory	driver box ceiling plate for remote driver (more specification on p.112-113)								
customizations	find customizable features on p.31								

CE UK CA IP40



ZIRKOL LINEAR CEILING 1m | ON/OFF

DOWNLIGHT

CCT	max power	source	voltage	lum. flux	CRI	switching	code	finish	
2700K	28W	LED strip	220/240V	1900lm	90	ON/OFF	BZRLU410G15DBO	white	○
2700K	28W	LED strip	220/240V	1900lm	90	ON/OFF	BZRLU410G15DNE	black	●
2700K	28W	LED strip	220/240V	1900lm	90	ON/OFF	BZRLU410G15DOR	gold	●
3000K	28W	LED strip	220/240V	2000lm	90	ON/OFF	BZRLU410G15WBO	white	○
3000K	28W	LED strip	220/240V	2000lm	90	ON/OFF	BZRLU410G15WNE	black	●
3000K	28W	LED strip	220/240V	2000lm	90	ON/OFF	BZRLU410G15WOR	gold	●
4000K	28W	LED strip	220/240V	2100lm	90	ON/OFF	BZRLU410G15NBO	white	○
4000K	28W	LED strip	220/240V	2100lm	90	ON/OFF	BZRLU410G15NNE	black	●
4000K	28W	LED strip	220/240V	2100lm	90	ON/OFF	BZRLU410G15NOR	gold	●
note	integrated driver RAL 9005 black RAL 9016 white								
included	1 x driver Ultraslim 60W (220/240V)								
customizations	length								

CE UK CA IP40

ZIRKOL LINEAR CEILING 2m | ON/OFF

DOWNLIGHT

CCT	max power	source	voltage	lum. flux	CRI	switching	code	finish	
2700K	56W	LED strip	220/240V	3800lm	90	ON/OFF	BZRLU420G15DBO	white	○
2700K	56W	LED strip	220/240V	3800lm	90	ON/OFF	BZRLU420G15DNE	black	●
2700K	56W	LED strip	220/240V	3800lm	90	ON/OFF	BZRLU420G15DOR	gold	●
3000K	56W	LED strip	220/240V	4000lm	90	ON/OFF	BZRLU420G15WBO	white	○
3000K	56W	LED strip	220/240V	4000lm	90	ON/OFF	BZRLU420G15WNE	black	●
3000K	56W	LED strip	220/240V	4000lm	90	ON/OFF	BZRLU420G15WOR	gold	●
4000K	56W	LED strip	220/240V	4200lm	90	ON/OFF	BZRLU420G15NBO	white	○
4000K	56W	LED strip	220/240V	4200lm	90	ON/OFF	BZRLU420G15NNE	black	●
4000K	56W	LED strip	220/240V	4200lm	90	ON/OFF	BZRLU420G15NOR	gold	●
note	integrated driver RAL 9005 black RAL 9016 white								
included	1 x driver Ultraslim 60W (220/240V)								
customizations	length								

CE UK CA IP40



ZIRKOL LINEAR WALL 1m | ON/OFF

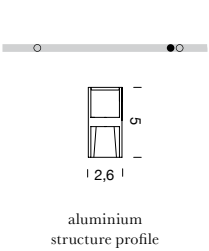
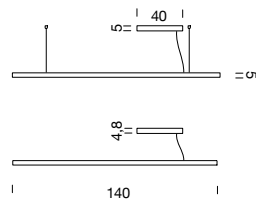
DIRECT									
CCT	max power	source	voltage	lum. flux	CRI	switching	code	finish	
2700K	14,5W	LED strip	220/240V	833lm	90	ON/OFF	BZRL4010G15DBO	white	○
2700K	14,5W	LED strip	220/240V	833lm	90	ON/OFF	BZRL4010G15DNE	black	●
2700K	14,5W	LED strip	220/240V	833lm	90	ON/OFF	BZRL4010G15DOR	gold	●
3000K	14,5W	LED strip	220/240V	882lm	90	ON/OFF	BZRL4010G15WBO	white	○
3000K	14,5W	LED strip	220/240V	882lm	90	ON/OFF	BZRL4010G15WNE	black	●
3000K	14,5W	LED strip	220/240V	882lm	90	ON/OFF	BZRL4010G15WOR	gold	●
4000K	14,5W	LED strip	220/240V	980lm	90	ON/OFF	BZRL4010G15NBO	white	○
4000K	14,5W	LED strip	220/240V	980lm	90	ON/OFF	BZRL4010G15NNE	black	●
4000K	14,5W	LED strip	220/240V	980lm	90	ON/OFF	BZRL4010G15NOR	gold	●
note	integrated driver RAL 9005 black RAL 9016 white								
included	1 x driver Ultraslim 60W (220/240V)								
customizations	length lumen output								

CE UK CA IP40

ZIRKOL LINEAR WALL 2m | ON/OFF

DIRECT									
CCT	max power	source	voltage	lum. flux	CRI	switching	code	finish	
2700K	29W	LED strip	220/240V	1666lm	90	ON/OFF	BZRL4020G15DBO	white	○
2700K	29W	LED strip	220/240V	1666lm	90	ON/OFF	BZRL4020G15DNE	black	●
2700K	29W	LED strip	220/240V	1666lm	90	ON/OFF	BZRL4020G15DOR	gold	●
3000K	29W	LED strip	220/240V	1764lm	90	ON/OFF	BZRL4020G15WBO	white	○
3000K	29W	LED strip	220/240V	1764lm	90	ON/OFF	BZRL4020G15WNE	black	●
3000K	29W	LED strip	220/240V	1764lm	90	ON/OFF	BZRL4020G15WOR	gold	●
4000K	29W	LED strip	220/240V	1960lm	90	ON/OFF	BZRL4020G15NBO	white	○
4000K	29W	LED strip	220/240V	1960lm	90	ON/OFF	BZRL4020G15NNE	black	●
4000K	29W	LED strip	220/240V	1960lm	90	ON/OFF	BZRL4020G15NOR	gold	●
note	integrated driver RAL 9005 black RAL 9016 white								
included	1 x driver Ultraslim 60W (220/240V)								
customizations	length lumen output								

CE UK CA IP40



- downlight
- power input
 - metal cable

ZIRKOL LINEAR UGR 1,40m | DALI

DOWNLIGHT

CCT	max power	source	voltage	lum. flux	CRI	switching	code	finish	
3000K	45W	LED strip	24V	3600lm	90	DALI/PUSH	BZRL1614I42WBO	white	○
3000K	45W	LED strip	24V	3600lm	90	DALI/PUSH	BZRL1614I42WNE	black	●
4000K	45W	LED strip	24V	3700lm	90	DALI/PUSH	BZRL1614I42NBO	white	○
4000K	45W	LED strip	24V	3700lm	90	DALI/PUSH	BZRL1614I42NNE	black	●
note	remote driver RAL 9005 black RAL 9016 white								
included	1 x driver 60W DALI2 (220/240V) 1 driver box (40x5x4,5) 1 electrical cable length 3m 2 x adjustable metal cable length 3m (including ceiling attachments)								
customizations	length white reflectors								

CE UK CA IP40 UGR<19

UP-DOWNLIGHT

CCT	max power	source	voltage	lum. flux	CRI	switching	code	finish	
3000K	60W	LED strip	24V	3600+1100lm	90	DALI/PUSH	BZRL1714I49WBO	white	○
3000K	60W	LED strip	24V	3600+1100lm	90	DALI/PUSH	BZRL1714I49WNE	black	●
4000K	60W	LED strip	24V	3700+1200lm	90	DALI/PUSH	BZRL1714I49NBO	white	○
4000K	60W	LED strip	24V	3700+1200lm	90	DALI/PUSH	BZRL1714I49NNE	black	●
note	remote driver RAL 9005 black RAL 9016 white								
included	1 x driver 60W DALI2 (220/240V) 1 driver box (40x5x4,5) 1 electrical cable length 3m 2 x adjustable metal cable length 3m (including ceiling attachments)								
customizations	length white reflectors								

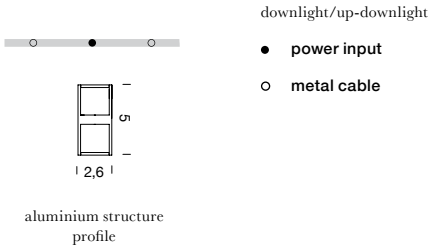
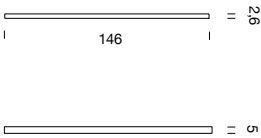
CE UK CA IP40 UGR<19



white



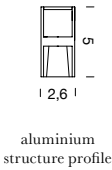
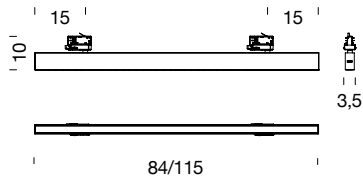
black



ZIRKOL LINEAR CEILING UGR 1,46m | ON/OFF

CCT	max power	source	voltage	lum. flux	CRI	switching	code	finish	
3000K	40W	LED strip	220/240V	3600lm	90	ON/OFF	BZRLU414I42WBO	white	○
3000K	40W	LED strip	220/240V	3600lm	90	ON/OFF	BZRLU414I42WNE	black	●
4000K	40W	LED strip	220/240V	3700lm	90	ON/OFF	BZRLU414I42NBO	white	○
4000K	40W	LED strip	220/240V	3700lm	90	ON/OFF	BZRLU414I42NNE	black	●
note	integrated driver RAL 9005 black RAL 9016 white								
included	1 x driver Ultraslim 60W (220/240V)								
customizations	length white reflectors								

CE UK CA IP40 UGR<19



aluminium
structure profile

ZIRKOL TRACK UGR 0,84m | ON/OFF

DOWNLIGHT

CCT	max power	source	voltage	lum. flux	CRI	switching	code	finish	
3000K	26W	LED strip	220/240V	2160lm	90	ON/OFF	BZRL54084I42WBO	white	○
3000K	26W	LED strip	220/240V	2160lm	90	ON/OFF	BZRL54084I42WNE	black	●
4000K	26W	LED strip	220/240V	2220lm	90	ON/OFF	BZRL54084I42NBO	white	○
4000K	26W	LED strip	220/240V	2220lm	90	ON/OFF	BZRL54084I42NNE	black	●
note	integrated driver RAL 9005 black RAL 9016 white compatible with TRACK 3C/0-10V" p.160-161								
included	1 x driver Ultraslim 60W (220/240V)								
customizations	length white reflectors								

CE UK CA IP40 UGR<19

ZIRKOL TRACK UGR 1,15m | ON/OFF

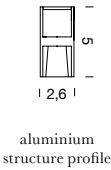
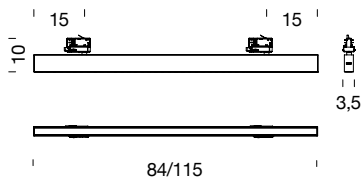
DOWNLIGHT

CCT	max power	source	voltage	lum. flux	CRI	switching	code	finish	
3000K	35W	LED strip	220/240V	2957lm	90	ON/OFF	BZRL54115I42WBO	white	○
3000K	35W	LED strip	220/240V	2957lm	90	ON/OFF	BZRL54115I42WNE	black	●
4000K	35W	LED strip	220/240V	3039lm	90	ON/OFF	BZRL54115I42NBO	white	○
4000K	35W	LED strip	220/240V	3039lm	90	ON/OFF	BZRL54115I42NNE	black	●
note	integrated driver RAL 9005 black RAL 9016 white compatible with TRACK 3C/0-10V" p.160-161								
included	1 x driver Ultraslim 60W (220/240V)								
customizations	length white reflectors								

CE UK CA IP40 UGR<19



Zirkol Track UGR



ZIRKOL TRACK OPAL 0,84m | ON/OFF

DOWNLIGHT									
CCT	max power	source	voltage	lum. flux	CRI	switching	code	finish	
3000K	26W	LED strip	220/240V	1680lm	90	ON/OFF	BZRL54084G15WBO	white	○
3000K	26W	LED strip	220/240V	1680lm	90	ON/OFF	BZRL54084G15WNE	black	●
4000K	26W	LED strip	220/240V	1764lm	90	ON/OFF	BZRL54084G15NBO	white	○
4000K	26W	LED strip	220/240V	1764lm	90	ON/OFF	BZRL54084G15NNE	black	●
note		integrated driver RAL 9005 black RAL 9016 white compatible with TRACK 3C/0-10V" p.160-161							
included		1 x driver Ultraslim 60W (220/240V)							
customizations		length							

CE UK CA IP40

ZIRKOL TRACK OPAL 1,15m | ON/OFF

DOWNLIGHT									
CCT	max power	source	voltage	lum. flux	CRI	switching	code	finish	
3000K	35W	LED strip	220/240V	2300lm	90	ON/OFF	BZRL54115G15wBO	white	○
3000K	35W	LED strip	220/240V	2300lm	90	ON/OFF	BZRL54115G15NBO	black	●
4000K	35W	LED strip	220/240V	2415lm	90	ON/OFF	BZRL54115G15WNE	white	○
4000K	35W	LED strip	220/240V	2415lm	90	ON/OFF	BZRL54115G15NNE	black	●
note		integrated driver RAL 9005 black RAL 9016 white compatible with TRACK 3C/0-10V" p.160-161							
included		1 x driver Ultraslim 60W (220/240V)							
customizations		length							

CE UK CA IP40



Zirkol Track Opal

ZIRKOL CUSTOM

IT

La gamma Zirkol si declina in un'ampia possibilità di personalizzazione. Per soddisfare qualsiasi esigenza di progetto, possono essere realizzate su richiesta differenti soluzioni. Profili lineari e curvi possono essere combinati e uniti per creare una lampada dal design unico. È possibile selezionare il tipo di emissione della luce (downlight e uplight), la temperatura colore (2700K-3000K-4000K, tunable white, RGB o RGBW), la dimmerazione (DALI, 0-10V, 1-10V o Push) e il controllo della luce (Casambi, DMX, etc.). Ad integrazione delle differenti possibilità di composizione, si inserisce ora anche la versione che include spot orientabili all'interno del profilo. La volontà di soddisfare ogni esigenza progettuale è propria del dinamismo di ILTI LUCE che si impegna ad offrire inoltre un servizio di supporto tecnico, fornendo soluzioni ad hoc per ottenere la luce perfetta.

EN

Zirkol collection extends to a wide range of customisation possibilities. Unlimited ZIRKOL shapes are available on request to meet any project requirement. Linear and curved profiles can be combined and joined for a unique design lamp. Different types of light emission can be selected (downlight and uplight), color temperature (2700K-3000K-4000K, tunable white, RGB or RGBW), dimming (DALI, 0-10V, 1-10V or Push) and light control (Casambi, DMX, etc.). In addition to the different composition possibilities, a version that includes adjustable spots inside the profile is now available. The desire to satisfy every design requirement is inherent in the dynamism of ILTI LUCE, which is also committed to offering technical support service and providing tailor-made solutions to achieve the perfect light.

DE

Die unendliche Formenvielfalt von ZIRKOL kann kundenspezifisch angepasst werden, um jede Designanforderung zu erfüllen. Lineare und gebogene Profile können kombiniert und verbunden werden, um eine einzigartig gestaltete Leuchte zu schaffen. Sie können die Art der Lichtverteilung (Downlight und Uplight), die Farbtemperatur (2700K-3000K-4000K, abstimmbares Weiß, RGB oder RGBW), die Dimmung (DALI, 0-10V, 1-10V oder Push) und die Lichtsteuerung (Casambi, DMX, etc.) wählen. Um die verschiedenen Gestaltungsmöglichkeiten zu ergänzen, gibt es jetzt auch eine Version mit einstellbaren Spots innerhalb des Profils. Das Bemühen, allen Anforderungen an die Gestaltung gerecht zu werden, ist Teil der Flexibilität von ILTI LUCE, das sich auch dem technischen Service verschrieben hat und individuelle Lösungen anbietet, um das perfekte Licht zu finden.

FR

L'infinie variété des formes de ZIRKOL peut être personnalisée sur demande pour satisfaire toute exigence de projet. Les profils linéaires et courbes peuvent être combinés et assemblés pour créer une lampe au design unique. Il est possible de sélectionner le type d'émission lumineuse (downlight et uplight), la température de couleur (2700K-3000K-4000K, blanc réglable, RGB ou RGBW), la gradation (DALI, 0-10V, 1-10V ou Push) et le contrôle de la lumière (Casambi, DMX, etc.). Pour intégrer les différentes possibilités de composition, la version qui comprend des spots orientables dans le profil est désormais également proposée. Le désir de satisfaire chaque exigence de conception est typique du dynamisme de ILTI LUCE qui s'engage également à offrir un service d'assistance technique, en apportant des solutions ad hoc pour obtenir la lumière parfaite.




Zirkol Custom, black.
Private project, Turin

SHAPE YOUR ZIRKOL CUSTOM

ZIRKOL **LINEAR**



L1



L2

ZIRKOL **ROUND**



D1

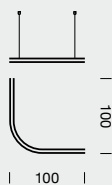


D1,5

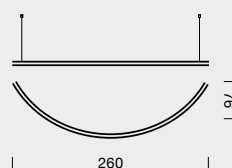


D2

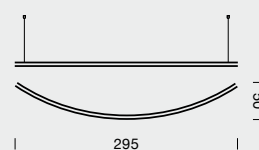
ZIRKOL **ANGLE**




R0,4

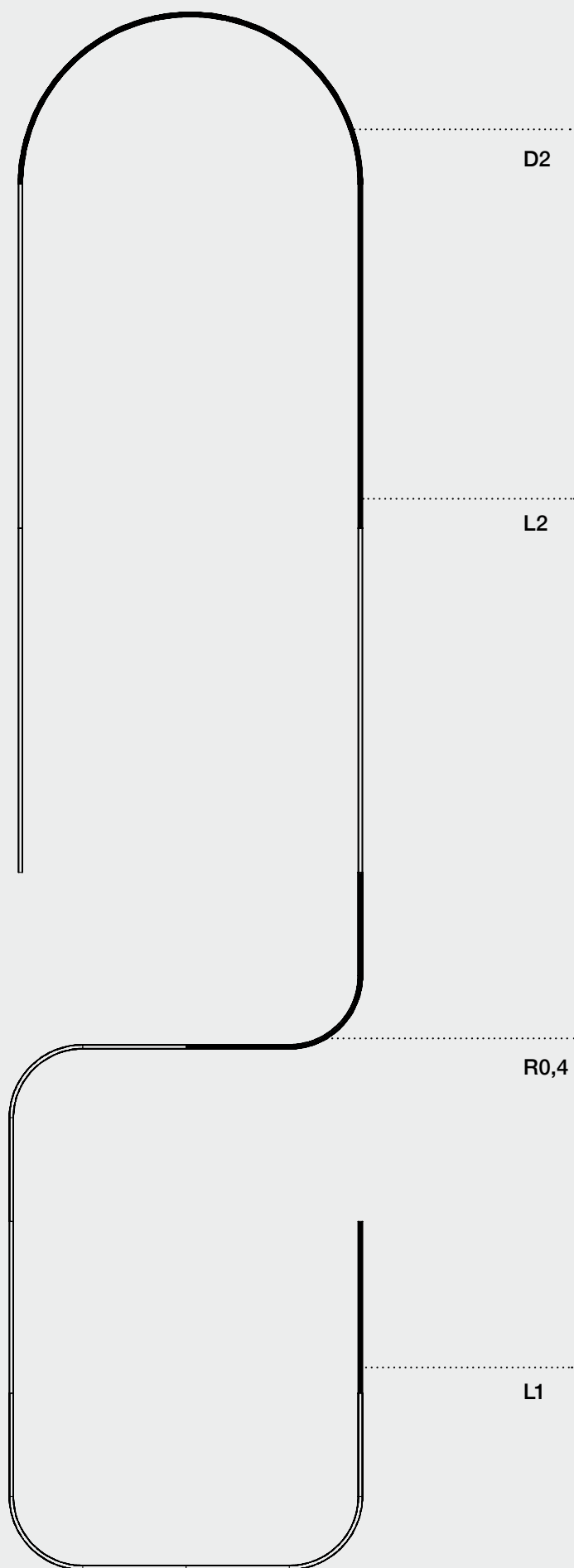


R1,5

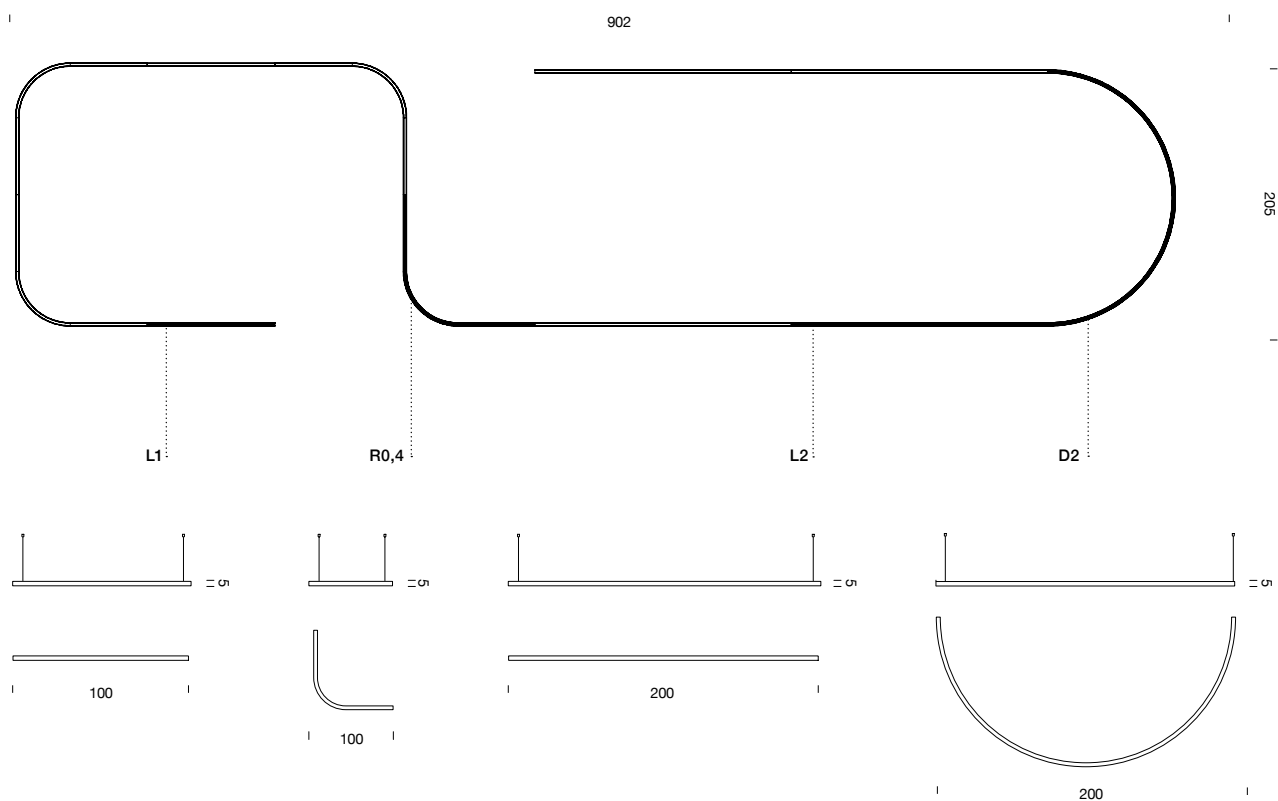



R2,5





EXAMPLE OF A FEASIBLE CUSTOM ZIRKOL SHAPE





2xL1+4xL2+4xR0,4+D2 | DOWNLIGHT

CCT 4000K | 303W | 20904lm

● structure black

Linear LED | diffused | typ cri 90 | DALI 1-100%

canopy 1 driver - electrical cable length 5m | adjustable metal cable length 3m | dimmer interface | ceiling attachments

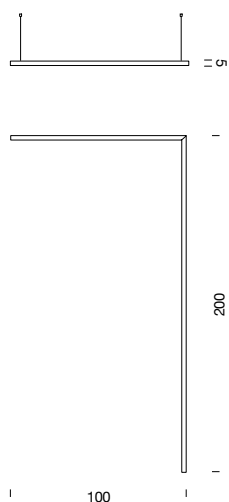
customizations: optional accessories on p. 112-113 and custom features on p. 31



Zirkol Custom, gold
Nexer Office, Sweden



Zirkol Custom Linear Angle 90°, white.
Private project, Lyon



downlight

- power input
- metal cable

LINEAR ANGLE 90° | DOWNLIGHT

CCT 4000K | 45W | 2700lm

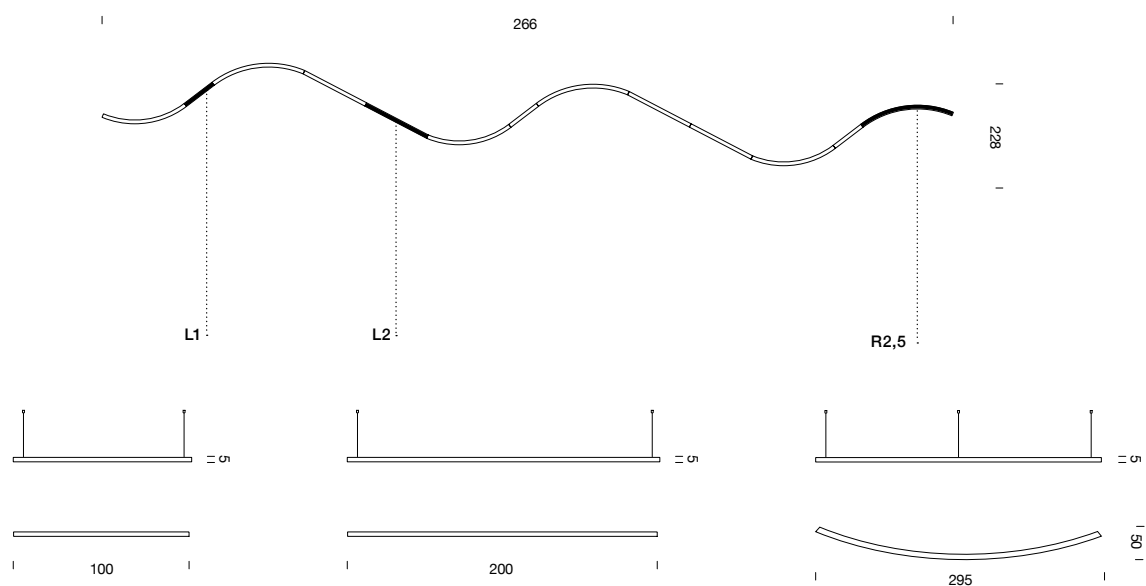
● structure black

Linear LED | diffused | typ cri 90 | DALI 1-100%

1 x ceiling plate for remote driver - 1 x electrical cable length 5m | 4 x adjustable metal cable length 3m | 1 x driver (remote) | dimmer interface | 4 x ceiling attachment

Shipped assembled

customizations: optional accessories on p. 112-113 and custom features on p. 31



Zirkol Custom , white.
Domal Showroom, Milan





downlight

- power input
- metal cable
- split

3xL1+4xL2+6xR2,5 | DOWNLIGHT

CCT 3000K | 435W | 26535lm


● structure black

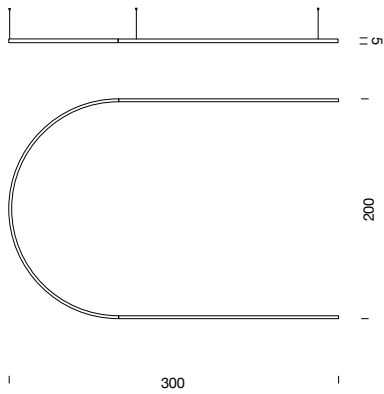
Linear LED | diffused | typ cri 90 | DALI 1-100%

ceiling plate for remote driver - electrical cable length 5m | adjustable metal cable

length 3m | driver (remote) | dimmer interface | ceiling attachment

customizations: optional accessories on p. 112-113 and custom features on p. 31



**2xL2+D2 | UP-DOWNLIGHT**

CCT 2700K | 210W | 12600lm

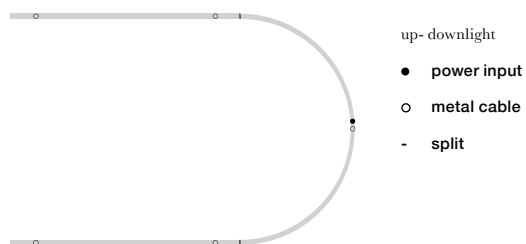
● structure gold

Linear LED | diffused | typ cri 90 | DALI 1-100%

1 x canopy 1 driver - electrical cable length 5m | 5 x adjustable metal cable
length 3m | dimmer interface | 5 x ceiling attachment

customizations: optional accessories on p. 112-113 and custom features on p. 31



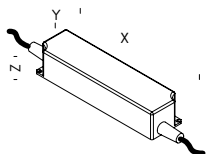


Zirkol Custom 2xL2+D2, gold.
Private project, Lyon





Zirkol Custom 2xL2+D2, gold.
Galerie Lafayette Haussmann, Paris

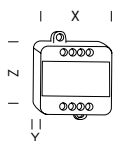


DRIVER

input voltage	output voltage	max power	switching	IP	dimensions cm	code
220/240V	24VDC	20W	ON/OFF	20	10,3x3,5x1,6	WPSU20W24V
220/240V	24VDC	60W	ON/OFF	20	18x5,2x3	WPSU60W24V
110/240V	24VDC	75W	ON/OFF	67	14x6,3x3,2	WPSU75W24VIP
110/240V	24VDC	100W	ON/OFF	67	14x6,3x3,2	WPSU100W24VIP
110/240V	24VDC	150W	ON/OFF	20	17,9x6,2x3	WPSU150W24V
200/240V	24VDC	250W	ON/OFF	20	19,5x6,7x3,2	WPSU250W24V
220/240V	24VDC	75W	TRIAC	20	21,2x5,4x3,3	WPSTNS75W24V
220/240V	24VDC	60W	DALI2	20	36,1x3x2,1	WPSD60W24V
110/240V	24VDC	120W	DALI2	67	19,1x6,3x3,8	WPSU120W24VIP
220/240V	24VDC	150W	DALI2/PUSH	20	35x3x2	WPSD150W24V
note	more info on p.326					

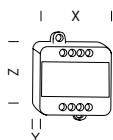
DIMMER INTERFACE

WIRED



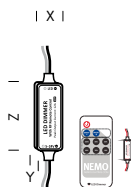
dimensions x,y,z				switching	code
4,4x5,7x2,5	240W	24V		0-10V 1-10V PUSH DALI*	WDIMDALIHP
note	*to combine with driver ON/OFF				

WIRELESS



dimensions x,y,z				switching	code
4,4x5,7x2,5				CASAMBI PUSH*	WBLTSMART
note	*to combine with driver ON/OFF, on board (HOME version) or external mounting, iOS and Android compatible, set up by customer or by ILTI LUCE on commission				

REMOTE CONTROL KIT



dimensions x,y,z	max power	voltage	switching	code
1,2x0,5x5	120W	5V - 24V	REMOTE	WDIMKITREM
note	mono channel dimmer for LED with RF (radio frequency) wireless remote control , to be used as dimming solution in place of specific wiring			

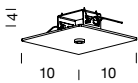
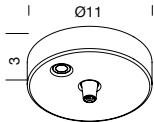
ZIRKOL OPTIONAL ACCESSORIES

CEILING ATTACHMENT



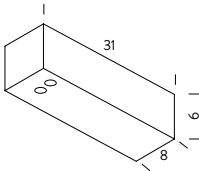
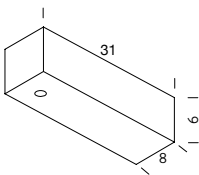
version	finish	code
1 piece	chrome	BROSMINIST

CEILING PLATE FOR REMOTE DRIVERS



version	finish	code
surface application	white	BROSRUNDBI
	black	BROSRUNDBNE
	gold	BROSRUNDBOR
recessed application	white	BROSINCB I
	black	BROSINCBNE
	gold	BROSINCBOR
note to be used for decentralizd solutions or remote mounting driver		

DRIVER BOX



version	finish	code
1 driver-1 electrical cable	white	BROSPS1BI
	black	BROSPS1NE
	gold	BROSPS1OR
1 driver-2 electrical cables	white	BROSPS2BI
	black	BROSPS2NE
	gold	BROSPS2OR



GAMMA Bernhard Osann



GAMMA Bernhard Osann

IT

GAMMA trova la sua perfetta applicazione in tutti gli ambienti in cui sia necessaria un'illuminazione downlight UGR<19 e opale uplight. Dal design essenziale e lineare, con la sorgente luminosa che percorre l'intera lunghezza del braccio lampada, è dotata di dimmable push button per la gestione separata della luce diretta e indiretta. Proposta con finitura nera, è disponibile nelle temperature colore 3000K e 4000K.

EN


GAMMA fits perfectly in all spaces where UGR<19 downlighting and opal uplighting is required. Featuring an essential and linear design, and a light source running the entire length of the lamp arm, it is equipped with a dimmable push button for separate management of direct and indirect light. Available in black and with 3000K and 4000K color temperatures.

DE

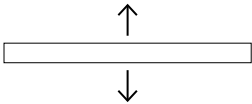
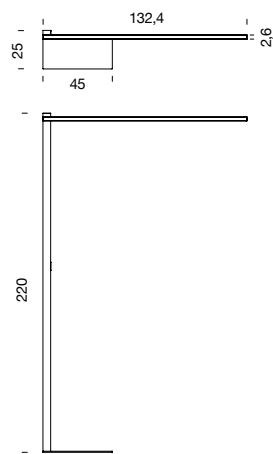
diffuse indirekte Beleuchtung benötigt wird. Mit ihrem klaren und greadlinigen Design und einer Lichtquelle, die sich über die gesamte Länge des Lampenarms erstreckt, ist sie mit einem dimmbaren Druckknopf für die getrennte Steuerung von direktem und indirektem Licht ausgestattet. Erhältlich in Schwarz und in den zwei Farbtemperaturen 3000K und 4000K.

FR

GAMMA trouve son application parfaite dans tous les environnements où un éclairage downlight UGR<19 et un uplight opale est requis. Au design essentiel et linéaire, avec la source lumineuse qui s'étend sur toute la longueur du bras de la lampe, elle est équipée d'un bouton poussoir dimmable pour la gestion séparée de la lumière directe et indirecte. Proposé avec une finition noire, il est disponible avec deux 3000K et 4000K températures de couleur LED.





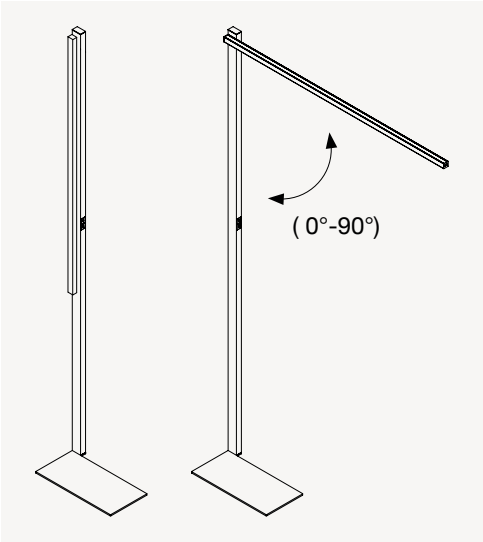


UGR + Uplight

GAMMA
UP-DOWNLIGHT

CCT	max power	source	voltage	lum. flux	CRI	switching	code	finish
3000K	55W	LED strip	220/240V	3800lm	90	dimmer on board	MGAM35A1149WNE	black
4000K	55W	LED strip	220/240V	4000lm	90	dimmer on board	MGAM35A1149NNE	black
3000K	55W	LED strip	220/240V	3800lm	90	dimmm on board + CASAMBI	MGAM3CA1149WNE	black
4000K	55W	LED strip	220/240V	4000lm	90	dimmm on board + CASAMBI	MGAM3CA1149NNE	black
note		separate control dimmable push botton RAL 9005 black						
included		integrated driver						

CE UK CA IP40 UGR<19



90° opening arm



SLACKLINE



SLACKLINE

IT

La famiglia SLACKLINE è composta da un'ampia selezione di profili in alluminio anodizzato naturale, proposti con quattro tipologie di fissaggio: ceiling, pendant, recessed trim e recessed trimless. Il sistema lineare si presenta così nelle versioni SLACKLINE REGULAR, SLACKLINE TRIM RECESSED e SLACKLINE MICRO. La collezione è caratterizzata da un design essenziale, da un'elevata qualità della luce (CRI>94) e da uno schermo opale per un'emissione luminosa omogenea. A seconda del tipo di fissaggio, il profilo è proposto in differenti lunghezze. A fronte di specifiche necessità di progetto, SLACKLINE rappresenta il prodotto ideale per realizzare soluzioni in linea continua.

EN

SLACKLINE family features a wide selection of natural anodized aluminum profiles, available as ceiling, pendant, recessed trim, and recessed trim less: SLACKLINE REGULAR, SLACKLINE TRIM RECESSED and SLACKLINE MICRO. The collection is characterized by an essential design, high light quality (CRI>94) and an opal screen for homogeneous light emission. According to the fixing type, the profile is offered in different length. To meet specific project requirements, SLACKLINE is the ideal product to realize continuous line solutions.

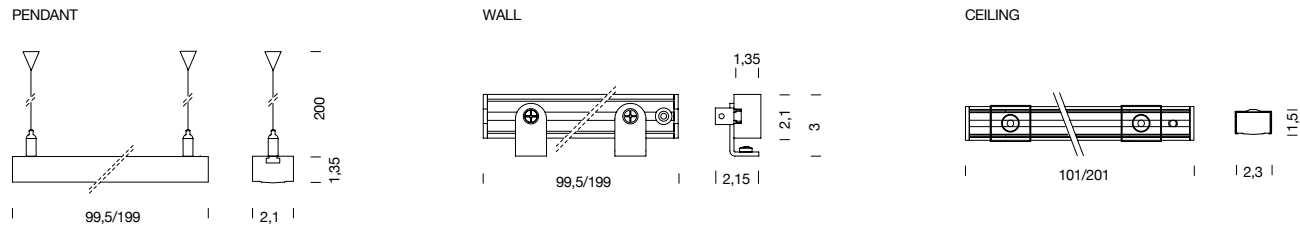
DE

Die SLACKLINE-Kollektion besteht aus einer breiten Auswahl aus eloxierten Aluminiumprofilen, die in vier Befestigungsarten angeboten werden: Deckenleuchte, Pendelleuchte, Einbauleuchte und rahmenlose Einbauleuchte. Das lineare System wird also in den Versionen SLACKLINE REGULAR, SLACKLINE TRIM RECESSED und SLACKLINE MICRO angeboten. Die Kollektion zeichnet sich durch ein schlichtes Design, eine hohe Lichtqualität (CRI>94) und eine Opalabdeckung für einen homogenen Lichtaustritt aus. Je nach Art der Befestigung wird das Profil in verschiedenen Längen angeboten. Für spezifische Projektanforderungen ist SLACKLINE das ideale Produkt, lineare Lichtlösungen zu realisieren.

FR

La famille SLACKLINE est composée d'un large choix de profilés en aluminium anodisé naturel, proposés avec quatre types de fixation : plafond, suspension, encastrée et encastrée trimless. Le système linéaire est ainsi présenté dans les versions SLACKLINE REGULAR, SLACKLINE TRIM RECESSED et SLACKLINE MICRO. La collection se caractérise par un design essentiel, une qualité de lumière élevée (CRI>94) et un écran opale pour une émission lumineuse homogène. Selon le type de fixation, le profilé est proposé en différentes longueurs. Face aux besoins spécifiques du projet, SLACKLINE représente le produit idéal pour créer des solutions de ligne continue.





SLACKLINE

REGULAR PENDANT

version	voltage	max power	source	flux	optic	CRI	switching	mounting	CCT	finish	code
1m	24VDC	15W	LED strip	860lm	diffused	97	acc. to driver	pendant	3000K	grey	BSLA0310G26WAA
1m	24VDC	15W	LED strip	890lm	diffused	97	acc. to driver	pendant	4000K	grey	BSLA0310G26NAA
2m	24VDC	30W	LED strip	1720lm	diffused	97	acc. to driver	pendant	3000K	grey	BSLA0320G26WAA
2m	24VDC	30W	LED strip	1780lm	diffused	94	acc. to driver	pendant	4000K	grey	BSLA0320G26NAA
3m	24VDC	45W	LED strip	2580lm	diffused	97	acc. to driver	pendant	3000K	grey	BSLA0330G26WAA
3m	24VDC	45W	LED strip	2670lm	diffused	94	acc. to driver	pendant	4000K	grey	BSLA0330G26NAA

REGULAR WALL

1m	24VDC	15W	LED strip	860lm	diffused	97	acc. to driver	wall	3000K	grey	BSLA4010G26WAA
1m	24VDC	15W	LED strip	890lm	diffused	94	acc. to driver	wall	4000K	grey	BSLA4010G26NAA
2m	24VDC	30W	LED strip	1720lm	diffused	97	acc. to driver	wall	3000K	grey	BSLA4020G26WAA
2m	24VDC	30W	LED strip	1780lm	diffused	94	acc. to driver	wall	4000K	grey	BSLA4020G26NAA
3m	24VDC	45W	LED strip	2580lm	diffused	97	acc. to driver	wall	3000K	grey	BSLA4030G26WAA
3m	24VDC	45W	LED strip	2670lm	diffused	94	acc. to driver	wall	4000K	grey	BSLA4030G26NAA

REGULAR CEILING

1m	24VDC	15W	LED strip	860lm	diffused	97	acc. to driver	ceiling	3000K	grey	BSLA0410G26WAA
1m	24VDC	15W	LED strip	890lm	diffused	94	acc. to driver	ceiling	4000K	grey	BSLA0410G26NAA
2m	24VDC	30W	LED strip	1720lm	diffused	97	acc. to driver	ceiling	3000K	grey	BSLA0420G26WAA
2m	24VDC	30W	LED strip	1780lm	diffused	94	acc. to driver	ceiling	4000K	grey	BSLA0420G26NAA
3m	24VDC	45W	LED strip	2580lm	diffused	97	acc. to driver	ceiling	3000K	grey	BSLA0430G26WAA
3m	24VDC	45W	LED strip	2670lm	diffused	94	acc. to driver	ceiling	4000K	grey	BSLA0430G26NAA

note driver not included (more specifications on p.127), cable length 0,5m (ceiling, wall), 2m (pendant)

customizations CCT 2700K, body length, black finish

CE UK CA IP40



pendant

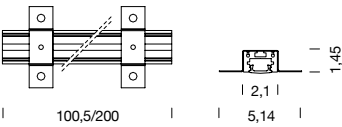


wall

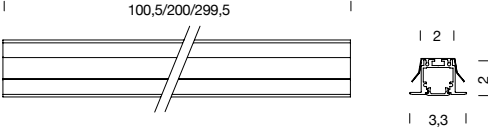


ceiling

RECESSED



TRIM RECESSED



SLACKLINE

REGULAR RECESSED

version	voltage	max power	source	flux	optic	CRI	switching	mounting	CCT	finish	code
1m	24VDC	15W	LED strip	860lm	diffused	97	acc. to driver	recessed	3000K	grey	BSLA2110G26WAA
1m	24VDC	15W	LED strip	890lm	diffused	94	acc. to driver	recessed	4000K	grey	BSLA2110G26NAA
2m	24VDC	30W	LED strip	1720lm	diffused	97	acc. to driver	recessed	3000K	grey	BSLA2120G26WAA
2m	24VDC	30W	LED strip	1780lm	diffused	94	acc. to driver	recessed	4000K	grey	BSLA2120G26NAA
3m	24VDC	45W	LED strip	2580lm	diffused	97	acc. to driver	recessed	3000K	grey	BSLA2130G26WAA
3m	24VDC	45W	LED strip	2670lm	diffused	94	acc. to driver	recessed	4000K	grey	BSLA2130G26NAA

TRIM RECESSED

version	voltage/current	max power	source	flux	optic	CRI	switching	mounting	CCT	finish	code
1m	24VDC	15W	LED strip	560lm	diffused	97	acc. to driver	recessed	3000K	grey	BSLA0110G26WAA
1m	24VDC	15W	LED strip	660lm	diffused	94	acc. to driver	recessed	4000K	grey	BSLA0110G26NAA
2m	24VDC	30W	LED strip	1120lm	diffused	97	acc. to driver	recessed	3000K	grey	BSLA0120G26WAA
2m	24VDC	30W	LED strip	1320lm	diffused	94	acc. to driver	recessed	4000K	grey	BSLA0120G26NAA
3m	24VDC	45W	LED strip	1980lm	diffused	97	acc. to driver	recessed	3000K	grey	BSLA0130G26WAA
3m	24VDC	45W	LED strip	1680lm	diffused	94	acc. to driver	recessed	4000K	grey	BSLA0130G26NAA

note driver not included (more specifications on p.127), cable length 0,5m (ceiling, wall, recessed), 2m (pendant), Wooden fixing clip included for trim recessed version

customizations CCT 2700K, body length

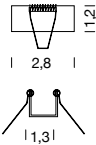
CE UK CA IP40



regular recessed



trim recessed



TRIM RECESSED FIX KIT

version	dimensions cm	code
for slackline trim recessed	2,8x1,2x1,3	BSLACKITSTAF01
note suitable for plasterboard, min. thickness 0,3cm / max. thickness 4cm		



SLACKLINE

MICRO

version	voltage/current	max power	source	flux	optic	CRI	switching	mounting	CCT	finish	code
1m	24VDC	15W	LED strip	457lm	diffused	90	acc. to driver	ceiling/wall	3000K	grey	BSLM0410G65WAA
1m	24VDC	15W	LED strip	540lm	diffused	90	acc. to driver	ceiling/wall	4000K	grey	BSLM0410G65NAA
2m	24VDC	30W	LED strip	914lm	diffused	90	acc. to driver	ceiling/wall	3000K	grey	BSLM0420G65WAA
2m	24VDC	30W	LED strip	1080lm	diffused	90	acc. to driver	ceiling/wall	4000K	grey	BSLM0420G65NAA
3m	24VDC	45W	LED strip	1377lm	diffused	90	acc. to driver	ceiling/wall	3000K	grey	BSLM0430G65NAA
3m	24VDC	45W	LED strip	1620lm	diffused	90	acc. to driver	ceiling/wall	4000K	grey	BSLM0430G65WAA
note		driver not included (more specifications on p. 127), cable length 0,5m									
customizations		CCT 2700K, body length									

CE UK IP40



ceiling/wall micro

SLACKLINE DRIVER

input voltage	output voltage	max power	switching	IP	dimensions cm	code
220/240V	24VDC	20W	ON/OFF	20	10,3x3,5x1,6	WPSU20W24V
220/240V	24VDC	60W	ON/OFF	20	18x5,2x3	WPSU60W24V
220/240V	24VDC	120W	ON/OFF	20	30x4x3	WPSU120W24V
220/240V	24VDC	150W	ON/OFF	20	17,9x6,2x3	WPSU150W24V
200/240V	24VDC	250W	ON/OFF	20	19,5x6,7x3,2	WPSU250W24V
220/240V	24VDC	75W	TRIAC	20	21,2x5,4x3,3	WPST75W24V
220/240V	24VDC	60W	DALI2/PUSH	20	36,1x3x2,1	WPSD60W24V
220/240V	24VDC	150W	DALI2/PUSH	20	35x3x2	WPSD150W24V

DIMMER INTERFACE

WIRED

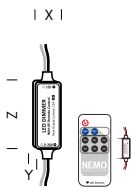
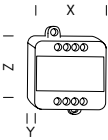
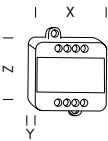
dimensions x,y,z	switching			code
4,4x5,7x2,5	240W	24V	0-10V 1-10V PUSH DALI*	WDIMDALIHP
note	*to combine with driver ON/OFF			

WIRELESS

dimensions x,y,z	switching	code
4,4x5,7x2,5	CASAMBI PUSH*	WBLTSMART
note	*to combine with driver ON/OFF, on board (HOME version) or external mounting, iOS and Android compatible, set up by customer or by ILTI LUCE on commission	

REMOTE CONTROL KIT

dimensions x,y,z	max power	voltage	switching	code
1,2x0,5x5	120W	5V - 24V	REMOTE	WDIMKITREM
note	mono channel dimmer for LED with RF (radio frequency) wireless remote control , to be used as dimming solution in place of specific wiring			





MINIFLUX LINEA



MINIFLUX LINEA

IT

MINIFLUX LINEA è la nuova gamma di sistemi lineari dedicati all'illuminazione generale e decorativa in interni. Si articola in tre versioni, rispettivamente a sospensione con diffusore trasparente o opale e con fissaggio a parete tramite apposita struttura o clip. Corpo in profilato in alluminio su cui è posizionata una LED strip 24V DC con CRI>97. La collezione è proposta in differenti finiture e temperature colore. Alimentatore remoto incluso (driver on-board per la versione a parete).

EN

MINIFLUX LINEA is the new range of linear systems for general and decorative interior lighting. Available in different versions: pendant with transparent or opal diffuser and wall-mounted by means of a special frame or clip. Aluminum profile body on which a 24V DC LED strip with CRI>97 is positioned. The collection is offered in different finishes and color temperatures. Remote driver is included (onboard driver for wall-mounted version).

DE


MINIFLUX LINEA ist die neue Serie von linearen Systemen für die allgemeine und dekorative Innenbeleuchtung. Sie ist in drei Versionen erhältlich: als Pendelleuchte mit transparentem oder opalem Diffusor und als Wandleuchte mit einem speziellen Rahmen oder Clip. Der Körper besteht aus einem Aluminiumprofil, auf dem ein 24V DC LED-Streifen mit CRI>97 angebracht ist. Die Kollektion ist in verschiedenen Ausführungen und Farbtemperaturen erhältlich. Inklusive externem Vorschaltgerät (integrierter Treiber für die Wandmontage).

FR

MINIFLUX LINEA est la nouvelle gamme de systèmes linéaires dédiée à l'éclairage intérieur général et décoratif. Il est divisé en trois versions, respectivement suspendues avec diffuseur transparent ou opale et avec fixation murale à l'aide d'une structure spéciale ou d'un clip. Corps en profilé d'aluminium sur lequel est positionnée une bande LED 24V DC avec CRI>97. La collection est proposée en différentes finitions et températures de couleur. Alimentation déportée incluse (driver embarqué pour version murale).



Miniflux Linea Wall-C Transparent, black.
Private residence, Milan





MINIFLUX LINEA OPAL

DOWNLIGHT

voltage	max power	source	flux	mounting	CRI	switching	CCT	finish	code
24V	15W	LED strip	860lm	pendant	>97	TRIAC	2700K	black	BMLO2710G26DAN
24V	15W	LED strip	860lm	pendant	>97	TRIAC	2700K	red	BMLO2710G26DAR
24V	15W	LED strip	860lm	pendant	>97	TRIAC	2700K	gold	BMLO2710G26DAO
24V	15W	LED strip	905lm	pendant	>97	TRIAC	3000K	black	BMLO2710G26WAN
24V	15W	LED strip	905lm	pendant	>97	TRIAC	3000K	red	BMLO2710G26WAR
24V	15W	LED strip	905lm	pendant	>97	TRIAC	3000K	gold	BMLO2710G26WAO
24V	15W	LED strip	860lm	pendant	>97	DALI	2700K	black	BMLO1610G26DAN
24V	15W	LED strip	860lm	pendant	>97	DALI	2700K	red	BMLO1610G26DAR
24V	15W	LED strip	860lm	pendant	>97	DALI	2700K	gold	BMLO1610G26DAO
24V	15W	LED strip	905lm	pendant	>97	DALI	3000K	black	BMLO1610G26WAN
24V	15W	LED strip	905lm	pendant	>97	DALI	3000K	red	BMLO1610G26WAR
24V	15W	LED strip	905lm	pendant	>97	DALI	3000K	gold	BMLO1610G26WAO
note	driver included canopy RAL 9005 black for black finish canopy RAL 9016 white for red/gold finish								
included	canopy with 1 x driver 1 x electrical cable 3m 2 x adjustable metal cables 2m								
customizations	tube length								

CE UK CA IP40




black

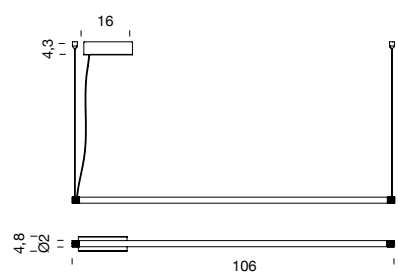


red



gold





MINIFLUX LINEA TRANSPARENT


DOWNLIGHT

voltage	max power	source	flux	mounting	CRI	switching	CCT	finish	code
24V	15W	LED strip	852lm	pendant	>97	TRIAC	2700K	black	BMLT2710G26DAN
24V	15W	LED strip	852lm	pendant	>97	TRIAC	2700K	white	BMLT2710G26DBO
24V	15W	LED strip	852lm	pendant	>97	TRIAC	2700K	gold	BMLT2710G26DAO
24V	15W	LED strip	897lm	pendant	>97	TRIAC	3000K	black	BMLT2710G26WAN
24V	15W	LED strip	897lm	pendant	>97	TRIAC	3000K	white	BMLT2710G26WBO
24V	15W	LED strip	897lm	pendant	>97	TRIAC	3000K	gold	BMLT2710G26WAO
24V	15W	LED strip	852lm	pendant	>97	DALI	2700K	black	BMLT1610G26DAN
24V	15W	LED strip	852lm	pendant	>97	DALI	2700K	white	BMLT1610G26DBO
24V	15W	LED strip	852lm	pendant	>97	DALI	2700K	gold	BMLT1610G26DAO
24V	15W	LED strip	897lm	pendant	>97	DALI	3000K	black	BMLT1610G26WAN
24V	15W	LED strip	897lm	pendant	>97	DALI	3000K	white	BMLT1610G26WBO
24V	15W	LED strip	897lm	pendant	>97	DALI	3000K	gold	BMLT1610G26WAO
note	driver included canopy RAL 9005 black for black finish canopy RAL 9016 white for white/gold finish								
included	canopy with 1 x driver 1 x electrical cable 3m 2 x adjustable metal cables 2m								
customizations	tube length								


CE UK CA IP40



black



white



gold



MINIFLUX LINEA WALL 8°

voltage	max power	source	flux	mounting	CRI	switching	CCT	finish	code
24V	12W	LED strip	681lm	wall	>97	push-button	2700K	black	BMLA3908026DAN
24V	12W	LED strip	717lm	wall	>97	push-button	3000K	black	BMLA3908026WAN
note	driver included RAL 9005 black								
included	wall support with integrated driver and dimmable push botton								
customizations	tube length external electrical cable								

CE UK CA IP40



Miniflux Linea Wall 8°



Miniflux Linea Wall 8°, black.
Private residence, Milan



MINIFLUX LINEA WALL

voltage	max power	source	flux	mounting	CRI	switching	CCT	finish	code
24V	12W	LED strip	681lm	wall	>97	push-button	2700K	black	BMLW3908026DAN
24V	12W	LED strip	717lm	wall	>97	push-button	3000K	black	BMLW3908026WAN
note	driver included RAL 9005 black								
included	wall support with integrated driver and dimmable push botton								
customizations	tube length external electrical cable								

CE UK CA IP40



Miniflux Linea Wall




Miniflux Linea Wall, black,
Private residence, Paris





Miniflux Linea Wall-C Transparent, black.
Private residence, Milan



MINIFLUX LINEA WALL - C

OPAL DIRECT

voltage	max power	source	flux	mounting	CRI	switching	CCT	finish	code
24V	15W	LED strip	860lm	wall	>97	according to driver	2700K	black	BMLC4010G26DAN
24V	15W	LED strip	860lm	wall	>97	according to driver	2700K	red	BMLC4010G26DAR
24V	15W	LED strip	860lm	wall	>97	according to driver	2700K	gold	BMLC4010G26DAO
24V	15W	LED strip	905lm	wall	>97	according to driver	3000K	black	BMLC4010G26WAN
24V	15W	LED strip	905lm	wall	>97	according to driver	3000K	red	BMLC4010G26WAR
24V	15W	LED strip	905lm	wall	>97	according to driver	3000K	gold	BMLC4010G26WAO
note	driver not included , more specification on next page								
included	2 x clip included								
customizations	tube length Indirect light emission external electrical cable								

CE UK CA IP40

TRANSPARENT INDIRECT

voltage	max power	source	flux	mounting	CRI	switching	CCT	finish	code
24V	15W	LED strip	852lm	pendant	>97	according to driver	2700K	black	BMLC4210026DAN
24V	15W	LED strip	852lm	pendant	>97	according to driver	2700K	white	BMLC4210026DBO
24V	15W	LED strip	852lm	pendant	>97	according to driver	2700K	gold	BMLC4210026DAO
24V	15W	LED strip	897lm	pendant	>97	according to driver	3000K	black	BMLC4210026WAN
24V	15W	LED strip	897lm	pendant	>97	according to driver	3000K	white	BMLC4210026WBO
24V	15W	LED strip	897lm	pendant	>97	according to driver	3000K	gold	BMLC4210026WAO
note	driver not included, more specification on next page								
included	2 x clip included								
customizations	tube length direct light emission external electrical cable								

CE UK CA IP40



Miniflux linea wall-c opal

Miniflux linea wall-c transparent

MINIFLUX LINEA WALL-C DRIVER

input voltage	output voltage	max power	switching	IP	dimensions cm	new code
220/240V	24VDC	20W	ON/OFF	20	13x3,5x1,6	WPSU20W24V
220/240V	24VDC	60W	ON/OFF	20	18x5,2x3	WPSU60W24V
220/240V	24VDC	120W	ON/OFF	20	30x4x3	WPSU120W24V
220/240V	24VDC	150W	ON/OFF	20	17,9x6,2x3	WPSU150W24V
180/240V	24VDC	30W	TRIAC	20	10,7x4x2,2	WPST30W24V
220/240V	24VDC	75W	TRIAC	20	21,2x5,4x3,3	WPST75W24V
100/240V	24VDC	30W	DALI	20	10,7x4x2,2	WPSD30W24V
220/240V	24VDC	60W	DALI2/PUSH	20	36,1x3x2,1	WPSD60W24V
220/240V	24VDC	150W	DALI2/PUSH	20	35x3x3	WPSD150W24V

DIMMER INTERFACE

WIRED

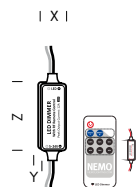
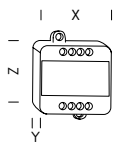
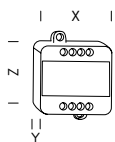
dimensions x,y,z	switching	code
4,4x5,7x2,5240W24V	0-10V 1-10V PUSH DALI*	WDIMDALIHP
note *to combine with driver ON/OFF		

WIRELESS

dimensions x,y,z	switching	code
4,4x5,7x2,5	CASAMBI PUSH*	WBLTSMART
note *to combine with driver ON/OFF; on board (HOME version) or external mounting, iOS and Android compatible, set up by customer or by ILTI LUCE on commission		

REMOTE CONTROL KIT

dimensions x,y,z	max power	voltage	switching	code
1,2x0,5x5	120W	5V - 24V	REMOTE	WDIMKITREM
note mono channel dimmer for LED with RF (radio frequency) wireless remote control , to be used as dimming solution in place of specific wiring				





FANTE ELBA CAPRI



FANTE ELBA CAPRI

IT

La gamma racchiude la proposta di spot orientabili con fissaggio a binario, dedicati ad un'illuminazione generale o d'accento in interni: ELBA, CAPRI e il nuovo spot FANTE. Design essenziale ed estetica compatta, grazie alla struttura di dissipazione del calore e il driver integrato. ELBA e CAPRI sono dotati di ottica variabile con zoom on-board per soddisfare qualsiasi esigenza di illuminazione. Orientabili e ruotabili di 90° sull'asse verticale e di 355° sull'asse orizzontale, sono dotati di fascio ottico regolabile per soddisfare qualsiasi esigenza e per garantire una maggiore flessibilità di utilizzo. Sono proposti inoltre anche nella versione ceiling, con fissaggio a plafone. Si aggiunge alla collezione, CAPRI PRO che completandosi di filtri accessori che rispondono ad ogni necessità di illuminazione, è particolarmente adatto agli spazi espositivi. L'eccellente struttura di dissipazione del calore e il driver integrato, sono perfettamente combinati insieme. L'intera collezione è disponibile con finitura bianca e nera. Gli spots sono comprensivi di adattatore compatibile per fissaggio a binario 3-phase (nelle versioni 230V e 230V DALI/1-10V).

EN

The range includes track mounted adjustable spotlights for indoor general or accent lighting: ELBA, CAPRI, and the new FANTE. Essential design, compact aesthetics, and thanks to the heat dissipation structure and integrated driver. ELBA and CAPRI are equipped with variable optics with onboard zoom to meet any lighting requirement. Adjustable and rotatable by 90° on the vertical axis and 355° on the horizontal axis, they are equipped with an adjustable optical beam to ensure greater flexibility of use. Available also in a ceiling mounted version. CAPRI PRO features accessory filters to meet all lighting needs and is particularly suitable for exhibition spaces. The excellent heat dissipation structure and the integrated driver are perfectly combined. The entire collection is available in white and black finish. The spotlights include a compatible adapter for 3-phase track mounting (in 230V and 230V DALI/1-10V versions).

DE

Die Kollektion umfasst verstellbare Strahlschieneenstrahler für die Allgemein- oder Akzentbeleuchtung in Innenräumen: ELBA, CAPRI und der neue Strahler FANTE. Das Design ist schlicht und kompakt, dank der Wärmeableitungsstruktur und des integrierten Treibers. ELBA und CAPRI sind mit einer Optik mit Zoomfunktion ausgestattet, um allen Beleuchtungsanforderungen gerecht zu werden. Sie sind um 90° schwenk- und 355° drehbar. Sie sind auch in einer Deckenversion erhältlich. Der CAPRI PRO, der mit verschiedenen Zubehörfiltern ausgestattet ist, um allen Beleuchtungsanforderungen gerecht zu werden, ergänzt die Kollektion und eignet sich besonders für Ausstellungsräume. Die hervorragende Wärmeableitungsstruktur und der integrierte Treiber sind perfekt aufeinander abgestimmt. Die gesamte Kollektion ist in weißer und schwarzer Ausführung erhältlich. Die Strahler werden mit einem kompatiblen Adapter für die Montage an 3-Phasen-Strahlschienen geliefert (in den Versionen 230V und 230V DALI/1-10V).

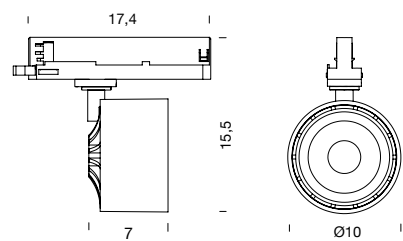
FR

La gamme comprend la proposition de spots orientables avec fixation sur rail, dédiés à l'éclairage général ou ponctuel des intérieurs : ELBA, CAPRI et le nouveau spot FANTE. Design essentiel et esthétique compacte, grâce à la structure de dissipation thermique et au driver intégré. ELBA et CAPRI sont équipés d'optiques variables avec zoom intégré pour satisfaire tout besoin d'éclairage. Orientables et pivotants à 90° sur l'axe vertical et à 355° sur l'axe horizontal, ils sont équipés d'un faisceau optique réglable pour satisfaire tous les besoins et garantir une plus grande flexibilité d'utilisation. Ils sont également proposés en version plafonnier, avec fixation au plafond. À la collection s'ajoute CAPRI PRO dont les filtres accessoires répondent à chaque besoin d'éclairage, particulièrement adapté aux espaces d'exposition. L'excellente structure de dissipation thermique et le driver intégré sont parfaitement combinés. Toute la collection est disponible en finition noir et blanc. Les spots comprennent un adaptateur compatible pour la fixation sur rail triphasé (dans les versions 230V et 230V DALI/1-10V).



Elba track , black.
Molteni&C Flagship Store, Rome





FANTE

voltage	max power	source	flux	optic	CRI	switching	mounting	CCT	finish	code
220/240V	20W	1x COB	1710lm	36°	90	ON/OFF	track	2700K	white	MFAN5401757DBO
220/240V	20W	1x COB	1710lm	36°	90	ON/OFF	track	2700K	black	MFAN5401757DNE
220/240V	20W	1x COB	1860lm	36°	90	ON/OFF	track	3000K	white	MFAN5401757WBO
220/240V	20W	1x COB	1860lm	36°	90	ON/OFF	track	3000K	black	MFAN5401757WNE
220/240V	28W	1x COB	2860lm	36°	90	ON/OFF	track	2700K	white	MFAN5401756DBO
220/240V	28W	1x COB	2860lm	36°	90	ON/OFF	track	2700K	black	MFAN5401756DNE
220/240V	28W	1x COB	3060lm	36°	90	ON/OFF	track	3000K	white	MFAN5401756WBO
220/240V	28W	1x COB	3060lm	36°	90	ON/OFF	track	3000K	black	MFAN5401756WNE
220/240V	28W	1x COB	2860lm	36°	90	dimmable DALI	track	2700K	white	MFAN5701756DBO
220/240V	28W	1x COB	2860lm	36°	90	dimmable DALI	track	2700K	black	MFAN5701756DNE
220/240V	28W	1x COB	3060lm	36°	90	dimmable DALI	track	3000K	white	MFAN5701756WBO
220/240V	28W	1x COB	3060lm	36°	90	dimmable DALI	track	3000K	black	MFAN5701756WNE
<div> <div>note</div> <div>driver on board, beam 15° on demand, rotating body, orientable spot 90°, compatible with TRACK 3C/DALI p.158-159</div> </div>										

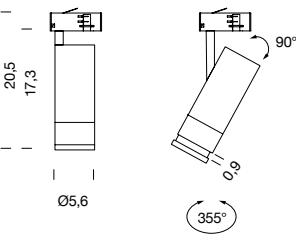
CE UK CA IP20



matte white finish



matte black finish



ELBA

current	max power	source	flux (55°)	optic	CRI	switching	mounting	CCT	finish	code
220/240V	13W	1x COB	830lm	15°/55°	90	dimmable TRIAC	track	2700K	white	ELB LW2 81
220/240V	13W	1x COB	830lm	15°/55°	90	dimmable TRIAC	track	2700K	black	ELB LN2 81
220/240V	13W	1x COB	900lm	15°/55°	90	dimmable TRIAC	track	3000K	white	ELB LW3 81
220/240V	13W	1x COB	900lm	15°/55°	90	dimmable TRIAC	track	3000K	black	ELB LN3 81
100/240V	13W	1x COB	830lm	15°/55°	90	dimmable 0-10V	track	2700K	white	ELB LW2 82
100/240V	13W	1x COB	830lm	15°/55°	90	dimmable 0-10V	track	2700K	black	ELB LN2 82
100/240V	13W	1x COB	900lm	15°/55°	90	dimmable 0-10V	track	3000K	white	ELB LW3 82
100/240V	13W	1x COB	900lm	15°/55°	90	dimmable 0-10V	track	3000K	black	ELB LN3 82
note driver on board, adjustable beam 15°-55°, rotating body 355°, orientable spot 90°, compatible with TRACK 3C/0-10V p.158-159										

CE UK IP20



matte black finish



adjustable beam 15°-55°



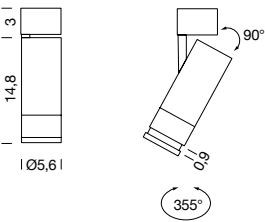
precise light distribution



Elba Track, white.
Valextra boutique, Beijing



Elba ceiling, black.
Charlie & Friends, Dubai



ELBA CEILING

voltage	max power	source	flux (55°)	optic	CRI	switching	mounting	CCT	finish	code
100/240V	13W	1x COB	830lm	15°/55°	90	dimnable TRIAC	ceiling	2700K	white	ELB LW2 41
100/240V	13W	1x COB	830lm	15°/55°	90	dimnable TRIAC	ceiling	2700K	black	ELB LN2 41
100/240V	13W	1x COB	900lm	15°/55°	90	dimnable TRIAC	ceiling	3000K	white	ELB LW3 41
100/240V	13W	1x COB	900lm	15°/55°	90	dimnable TRIAC	ceiling	3000K	black	ELB LN3 41
100/240V	13W	1x COB	830lm	15°/55°	90	dimnable 0-10V	ceiling	2700K	white	ELB LW2 42
100/240V	13W	1x COB	830lm	15°/55°	90	dimnable 0-10V	ceiling	2700K	black	ELB LN2 42
100/240V	13W	1x COB	900lm	15°/55°	90	dimnable 0-10V	ceiling	3000K	white	ELB LW3 42
100/240V	13W	1x COB	900lm	15°/55°	90	dimnable 0-10V	ceiling	3000K	black	ELB LN3 42
note driver on board, adjustable beam 15°-55°, rotating body 355°, orientable spot 90°										

CE UK IP20



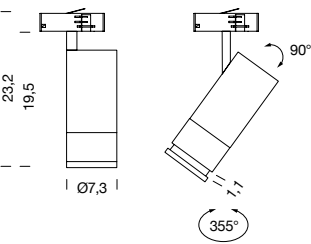
matte white finish



matte black finish



orientable spot



CAPRI

voltage	max power	source	flux (55°)	optic	CRI	switching	mounting	CCT	finish	code
220/240V	23W	1x COB	1600lm	15°/55°	90	dimmmable triac	track	2700K	white	CAP LW2 81
220/240V	23W	1x COB	1600lm	15°/55°	90	dimmmable triac	track	2700K	black	CAP LN2 81
220/240V	23W	1x COB	1780lm	15°/55°	90	dimmmable triac	track	3000K	white	CAP LW3 81
220/240V	23W	1x COB	1780lm	15°/55°	90	dimmmable triac	track	3000K	black	CAP LN3 81
220/240V	23W	1x COB	1600lm	15°/55°	90	dimmmable 0-10V	track	2700K	white	CAP LW2 82
220/240V	23W	1x COB	1600lm	15°/55°	90	dimmmable 0-10V	track	2700K	black	CAP LN2 82
220/240V	23W	1x COB	1780lm	15°/55°	90	dimmmable 0-10V	track	3000K	white	CAP LW3 82
220/240V	23W	1x COB	1780lm	15°/55°	90	dimmmable 0-10V	track	3000K	black	CAP LN3 82
220/240V	23W	1x COB	1600lm	15°/55°	90	dimmmable DALI	track	2700K	white	CAP LW2 83
220/240V	23W	1x COB	1600lm	15°/55°	90	dimmmable DALI	track	2700K	black	CAP LN2 83
220/240V	23W	1x COB	1780lm	15°/55°	90	dimmmable DALI	track	3000K	white	CAP LW3 83
220/240V	23W	1x COB	1780lm	15°/55°	90	dimmmable DALI	track	3000K	black	CAP LN3 83
220/240V	23W	1x COB	1600lm	15°/55°	90	dimmer on board	track	2700K	white	CAP LN2 84
220/240V	23W	1x COB	1600lm	15°/55°	90	dimmer on board	track	2700K	black	CAP LN 284
220/240V	23W	1x COB	1780lm	15°/55°	90	dimmer on board	track	3000K	white	CAP LW 384
220/240V	23W	1x COB	1780lm	15°/55°	90	dimmer on board	track	3000K	black	CAP LN 384
220/240V	23W	1x COB	1600lm	15°/55°	90	dimmmable casambi	track	2700K	white	CAP LW2 85
220/240V	23W	1x COB	1600lm	15°/55°	90	dimmmable casambi	track	2700K	black	CAP LN2 85
220/240V	23W	1x COB	1780lm	15°/55°	90	dimmmable casambi	track	3000K	white	CAP LW3 85
220/240V	23W	1x COB	1780lm	15°/55°	90	dimmmable casambi	track	3000K	black	CAP LN3 85
note driver on board, adjustable beam 15°-55°, rotating body 355°, orientable spot 90°, compatible with 3C/DALI-1/10V p.158-159										

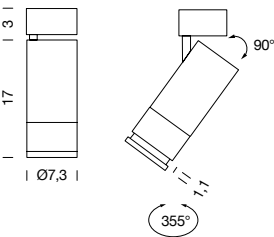
CE UK PL IP20



matte black finish



precise light distribution



CAPRI CEILING

voltage	max power	source	flux (55°)	optic	CRI	switching	mounting	CCT	finish	code
220/240V	23W	1x COB	1600lm	15°/55°	90	dimmmable triac	ceiling	2700K	white	CAP LW2 41
220/240V	23W	1x COB	1600lm	15°/55°	90	dimmmable triac	ceiling	2700K	black	CAP LN2 41
220/240V	23W	1x COB	1780lm	15°/55°	90	dimmmable triac	ceiling	3000K	white	CAP LW3 41
220/240V	23W	1x COB	1780lm	15°/55°	90	dimmmable triac	ceiling	3000K	black	CAP LN3 41
220/240V	23W	1x COB	1600lm	15°/55°	90	dimmmable 0-10V	ceiling	2700K	white	CAP LW2 42
220/240V	23W	1x COB	1600lm	15°/55°	90	dimmmable 0-10V	ceiling	2700K	black	CAP LN2 42
220/240V	23W	1x COB	1780lm	15°/55°	90	dimmmable 0-10V	ceiling	3000K	white	CAP LW3 42
220/240V	23W	1x COB	1780lm	15°/55°	90	dimmmable 0-10V	ceiling	3000K	black	CAP LN3 42
220/240V	23W	1x COB	1600lm	15°/55°	90	dimmmable DALI	ceiling	2700K	white	CAP LW2 43
220/240V	23W	1x COB	1600lm	15°/55°	90	dimmmable DALI	ceiling	2700K	black	CAP LN2 43
220/240V	23W	1x COB	1780lm	15°/55°	90	dimmmable DALI	ceiling	3000K	white	CAP LW3 43
220/240V	23W	1x COB	1780lm	15°/55°	90	dimmmable DALI	ceiling	3000K	black	CAP LN3 43
220/240V	23W	1x COB	1600lm	15°/55°	90	dimmmable casambi	ceiling	2700K	white	CAP LW2 45
220/240V	23W	1x COB	1600lm	15°/55°	90	dimmmable casambi	ceiling	2700K	black	CAP LN2 45
220/240V	23W	1x COB	1780lm	15°/55°	90	dimmmable casambi	ceiling	3000K	white	CAP LW3 45
220/240V	23W	1x COB	1780lm	15°/55°	90	dimmmable casambi	ceiling	3000K	black	CAP LN3 45
note driver on board, adjustable beam 15°-55°, rotating body 355°, orientable spot 90°										

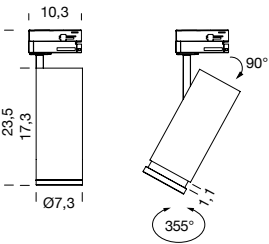
CE UK CA IP20



matte black finish



orientable spot



CAPRI PRO

voltage	max power	source	flux	optic	CRI	switching	CCT	finish	code
220/240V	23W	1x COB	1490lm	15°/55°	>97	DALI	2700K	white	MCAP5701971DBO
220/240V	23W	1x COB	1490lm	15°/55°	>97	DALI	2700K	black	MCAP5701971DNE
220/240V	23W	1x COB	1570lm	15°/55°	>97	DALI	3000K	white	MCAP5701971WBO
220/240V	23W	1x COB	1570lm	15°/55°	>97	DALI	3000K	black	MCAP5701971WNE
220/240V	23W	1x COB	1490lm	15°/55°	>97	dimmer on board	2700K	white	MCAP5901971DBO
220/240V	23W	1x COB	1490lm	15°/55°	>97	dimmer on board	2700K	black	MCAP5901971DNE
220/240V	23W	1x COB	1570lm	15°/55°	>97	dimmer on board	3000K	white	MCAP5901971WBO
220/240V	23W	1x COB	1570lm	15°/55°	>97	dimmer on board	3000K	black	MCAP5901971WNE
note driver on board, adjustable beam 15°-55°, rotating body 355°, orientable spot 90°, compatible with 3C/DALI-1/10V p.158-159									

CE UK CA IP20

ACCESSORIES
ANTI GLARE EFFECT



snoot filter



barndoor filter




honeycomb filter

LIGHT FILTER



oval filter



sanded glass filter

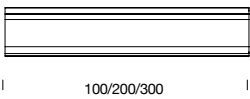




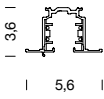
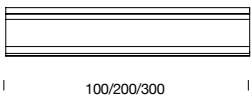
ACCESSORIES

version	finish	dimensions cm	code
snoot	black	Ø7,5x9,2	MCAPSNOOT01
barndoor	black	8x9,5x9,2	MCAPBD01
honeycomb	black	Ø6,2x0,3	MCAPHC62
oval	black	Ø6,2x0,3	MCAPOF62
sanded glass	black	Ø6,2x0,3	MCAPSG62

CEILING/PENDANT



RECESSED




TRACK 3C-230V

version	voltage	switching	mounting	finish	code
1m	230V	ON/OFF / TRIAC / CASAMBI / DIMMER ON BOARD	ceiling, pendant	white	MTRK0110BI
1m	230V	ON/OFF / TRIAC / CASAMBI / DIMMER ON BOARD	ceiling, pendant	black	MTRK0110NE
2m	230V	ON/OFF / TRIAC / CASAMBI / DIMMER ON BOARD	ceiling, pendant	white	MTRK0120BI
2m	230V	ON/OFF / TRIAC / CASAMBI / DIMMER ON BOARD	ceiling, pendant	black	MTRK0120NE
3m	230V	ON/OFF / TRIAC / CASAMBI / DIMMER ON BOARD	ceiling, pendant	white	MTRK0130BI
3m	230V	ON/OFF / TRIAC / CASAMBI / DIMMER ON BOARD	ceiling, pendant	black	MTRK0130NE
1m	230V	ON/OFF / TRIAC / CASAMBI / DIMMER ON BOARD	recessed	white	MTRK0310BI
1m	230V	ON/OFF / TRIAC / CASAMBI / DIMMER ON BOARD	recessed	black	MTRK0310NE
2m	230V	ON/OFF / TRIAC / CASAMBI / DIMMER ON BOARD	recessed	white	MTRK0320BI
2m	230V	ON/OFF / TRIAC / CASAMBI / DIMMER ON BOARD	recessed	black	MTRK0320NE
3m	230V	ON/OFF / TRIAC / CASAMBI / DIMMER ON BOARD	recessed	white	MTRK0330BI
3m	230V	ON/OFF / TRIAC / CASAMBI / DIMMER ON BOARD	recessed	black	MTRK0330NE

CE UK IP20

CEILING/PENDANT




100/200/300

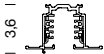


3,2

RECESSED



100/200/300



5,6

TRACK -230V DALI/1-10V

version	voltage	switching	mounting	finish	code
1m	230V	DALI / 1-10V	ceiling, pendant	white	MTRK0210BI
1m	230V	DALI / 1-10V	ceiling, pendant	black	MTRK0210NE
2m	230V	DALI / 1-10V	ceiling, pendant	white	MTRK0220BI
2m	230V	DALI / 1-10V	ceiling, pendant	black	MTRK0220NE
3m	230V	DALI / 1-10V	ceiling, pendant	white	MTRK0230BI
3m	230V	DALI / 1-10V	ceiling, pendant	black	MTRK0230NE
1m	230V	DALI / 1-10V	recessed	white	MTRK0410BI
1m	230V	DALI / 1-10V	recessed	black	MTRK0410NE
2m	230V	DALI / 1-10V	recessed	white	MTRK0420BI
2m	230V	DALI / 1-10V	recessed	black	MTRK0420NE
3m	230V	DALI / 1-10V	recessed	white	MTRK0430BI
3m	230V	DALI / 1-10V	recessed	black	MTRK0430NE


CE UK IP20



Track ceiling/pendant, black



Track ceiling/pendant, white



Track recessed, black

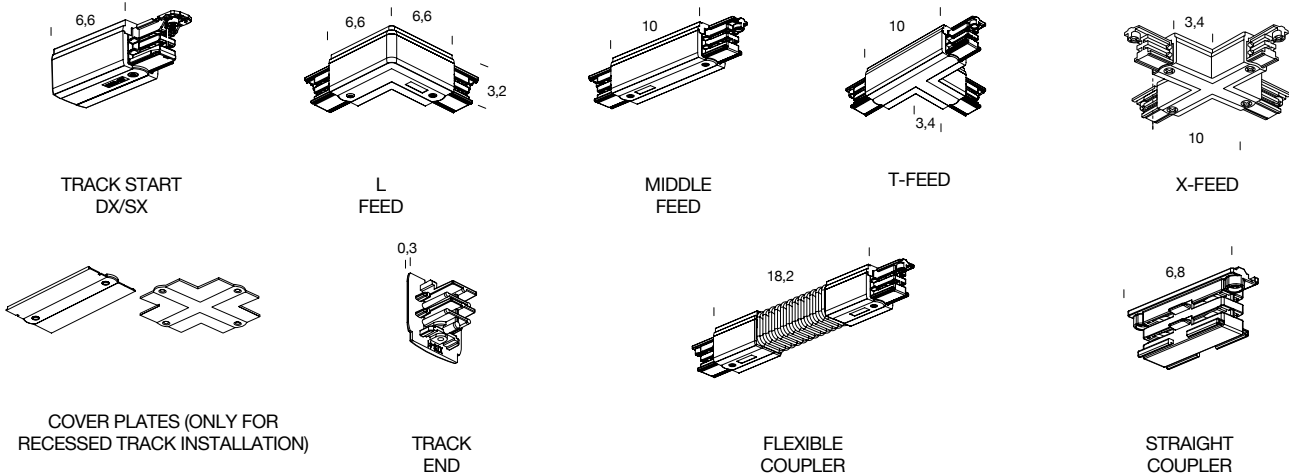


Track recessed, white

TRACK 3C-230V ACCESSORY

version	voltage	switching	mounting	finish	code
Track Start DX	230V	ON/OFF / TRIAC /CASAMBI /DOB	ceiling, pendant, recessed	white	MTRKADX0BBI
Track Start DX	230V	ON/OFF / TRIAC /CASAMBI /DOB	ceiling, pendant, recessed	black	MTRKADX0BNE
Track Start SX	230V	ON/OFF / TRIAC /CASAMBI /DOB	ceiling, pendant, recessed	white	MTRKASX0BBI
Track Start SX	230V	ON/OFF / TRIAC /CASAMBI /DOB	ceiling, pendant, recessed	black	MTRKASX0BNE
Straight Coupler	230V	ON/OFF / TRIAC /CASAMBI /DOB	ceiling, pendant, recessed	white	MTRKJL0BBI
Straight Coupler	230V	ON/OFF / TRIAC /CASAMBI /DOB	ceiling, pendant, recessed	black	MTRKJL0BNE
Flexible Coupler	230V	ON/OFF / TRIAC /CASAMBI /DOB	ceiling, pendant, recessed	white	MTRKJF0BBI
Flexible Coupler	230V	ON/OFF / TRIAC /CASAMBI /DOB	ceiling, pendant, recessed	black	MTRKJF0BNE
Track End	230V	ON/OFF / TRIAC /CASAMBI /DOB	ceiling, pendant, recessed	white	MTRKEND00BI
Track End	230V	ON/OFF / TRIAC /CASAMBI /DOB	ceiling, pendant, recessed	black	MTRKEND00NE
Cover plate	230V	ON/OFF / TRIAC /CASAMBI /DOB	recessed	white	MTRKCOVBBI
Cover plate	230V	ON/OFF / TRIAC /CASAMBI /DOB	recessed	black	MTRKCOVBNE
Cover plate cross	230V	ON/OFF / TRIAC /CASAMBI /DOB	recessed	white	MTRKCOVXBBI
Cover plate cross	230V	ON/OFF / TRIAC /CASAMBI /DOB	recessed	black	MTRKCOVXBNE
Middle feed	230V	ON/OFF / TRIAC /CASAMBI /DOB	ceiling, pendant, recessed	white	MTRKAC0BBI
Middle feed	230V	ON/OFF / TRIAC /CASAMBI /DOB	ceiling, pendant, recessed	black	MTRKAC0BNE
L feed right	230V	ON/OFF / TRIAC /CASAMBI /DOB	ceiling, pendant, recessed	white	MTRKLDX0BBI
L feed right	230V	ON/OFF / TRIAC /CASAMBI /DOB	ceiling, pendant, recessed	black	MTRKLDX0BNE
L feed left	230V	ON/OFF / TRIAC /CASAMBI /DOB	ceiling, pendant, recessed	white	MTRKLSX0BBI
L feed left	230V	ON/OFF / TRIAC /CASAMBI /DOB	ceiling, pendant, recessed	black	MTRKLSX0BNE
T Feed right up	230V	ON/OFF / TRIAC /CASAMBI /DOB	ceiling, pendant, recessed	white	MTRKTD0BBI
T Feed right up	230V	ON/OFF / TRIAC /CASAMBI /DOB	ceiling, pendant, recessed	black	MTRKTD0BNE
T Feed right down	230V	ON/OFF / TRIAC /CASAMBI /DOB	ceiling, pendant, recessed	white	MTRKTD0BBI
T Feed right down	230V	ON/OFF / TRIAC /CASAMBI /DOB	ceiling, pendant, recessed	black	MTRKTD0BNE
T Feed left up	230V	ON/OFF / TRIAC /CASAMBI /DOB	ceiling, pendant, recessed	white	MTRKTS0BBI
T Feed left up	230V	ON/OFF / TRIAC /CASAMBI /DOB	ceiling, pendant, recessed	black	MTRKTS0BNE
T Feed left down	230V	ON/OFF / TRIAC /CASAMBI /DOB	ceiling, pendant, recessed	white	MTRKTS0BBI
T Feed left down	230V	ON/OFF / TRIAC /CASAMBI /DOB	ceiling, pendant, recessed	black	MTRKTS0BNE
X Feed	230V	ON/OFF / TRIAC /CASAMBI /DOB	ceiling, pendant, recessed	white	MTRKX0BBI
X Feed	230V	ON/OFF / TRIAC /CASAMBI /DOB	ceiling, pendant, recessed	black	MTRKX0BNE

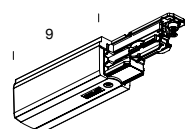
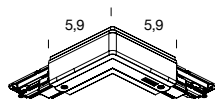
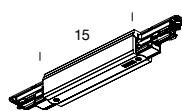
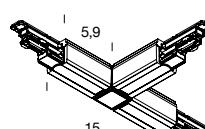
3PHASE ACCESSORY (ON/OFF-TRIAC)



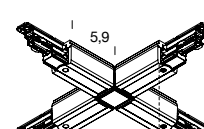
TRACK 3C-230V DALI/1-10V ACCESSORY

version	voltage	switching	mounting	finish	code
Track Start DX	230V	DALI/ 1-10V	ceiling, pendant, recessed	white	MTRKADX0ABI
Track Start DX	230V	DALI/ 1-10V	ceiling, pendant, recessed	black	MTRKADX0ANE
Track Start SX	230V	DALI/ 1-10V	ceiling, pendant, recessed	white	MTRKASX0ABI
Track Start SX	230V	DALI/ 1-10V	ceiling, pendant, recessed	black	MTRKASX0ANE
Straight Coupler	230V	DALI/ 1-10V	ceiling, pendant, recessed	white	MTRKJL0ABI
Straight Coupler	230V	DALI/ 1-10V	ceiling, pendant, recessed	black	MTRKJL0ANE
Flexible Coupler	230V	DALI/ 1-10V	ceiling, pendant, recessed	white	MTRKJF0ABI
Flexible Coupler	230V	DALI/ 1-10V	ceiling, pendant, recessed	black	MTRKJF0ANE
Track end	230V	DALI/ 1-10V	ceiling, pendant, recessed	white	MTRKEND00BI
Track end	230V	DALI/ 1-10V	ceiling, pendant, recessed	black	MTRKEND00NE
Cover plate	230V	DALI/ 1-10V	recessed	white	MTRKCOVABI
Cover plate	230V	DALI/ 1-10V	recessed	black	MTRKCOVANE
Cover plate cross	230V	DALI/ 1-10V	recessed	white	MTRKCOVXABI
Cover plate cross	230V	DALI/ 1-10V	recessed	black	MTRKCOVXANE
Middle feed	230V	DALI/ 1-10V	ceiling, pendant, recessed	white	MTRKAC0ABI
Middle feed	230V	DALI/ 1-10V	ceiling, pendant, recessed	black	MTRKAC0ANE
L feed right	230V	DALI/ 1-10V	ceiling, pendant, recessed	white	MTRKLDX0ABI
L feed right	230V	DALI/ 1-10V	ceiling, pendant, recessed	black	MTRKLDX0ANE
L feed left	230V	DALI/ 1-10V	ceiling, pendant, recessed	white	MTRKLSX0ABI
L feed left	230V	DALI/ 1-10V	ceiling, pendant, recessed	black	MTRKLSX0ANE
T Feed right up	230V	DALI/ 1-10V	ceiling, pendant, recessed	white	MTRKTD0ABI
T Feed right up	230V	DALI/ 1-10V	ceiling, pendant, recessed	black	MTRKTD0ANE
T Feed right down	230V	DALI/ 1-10V	ceiling, pendant, recessed	white	MTRKTD0ABI
T Feed right down	230V	DALI/ 1-10V	ceiling, pendant, recessed	black	MTRKTD0ANE
T Feed left up	230V	DALI/ 1-10V	ceiling, pendant, recessed	white	MTRKTS0ABI
T Feed left up	230V	DALI/ 1-10V	ceiling, pendant, recessed	black	MTRKTS0ANE
T Feed left down	230V	DALI/ 1-10V	ceiling, pendant, recessed	white	MTRKTS0ABI
T Feed left down	230V	DALI/ 1-10V	ceiling, pendant, recessed	black	MTRKTS0ANE
X Feed	230V	DALI/ 1-10V	ceiling, pendant, recessed	white	MTRKX0ABI
X Feed	230V	DALI/ 1-10V	ceiling, pendant, recessed	black	MTRKX0ANE

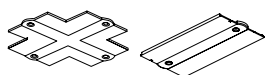
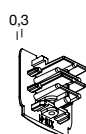
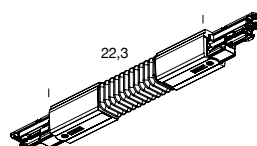
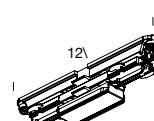
DALI ACCESSORY (DALI/1-10V)

TRACK START
DX/SXL
FEEDMIDDLE
FEED

T-FEED



X-FEED

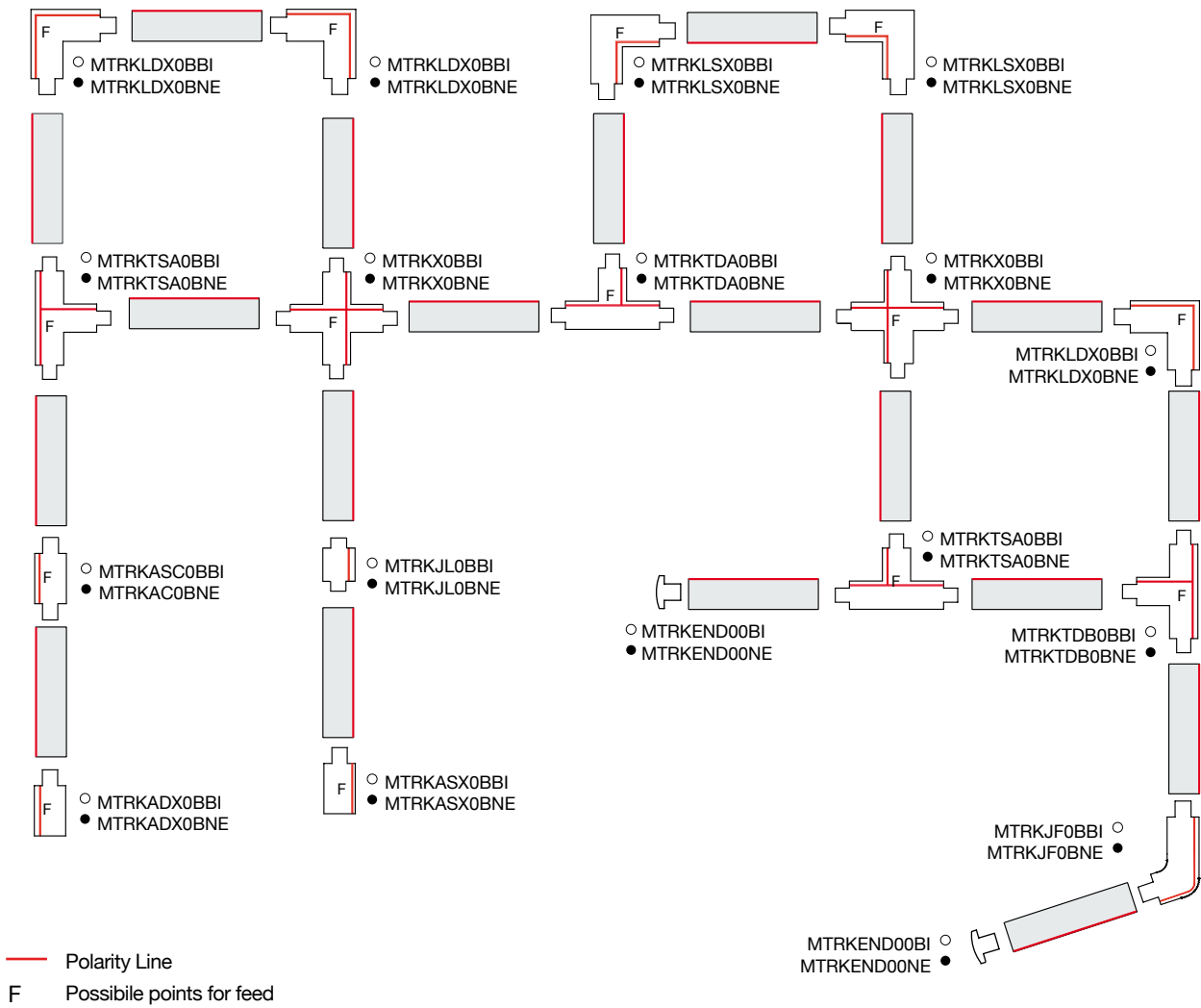
COVER PLATES (ONLY FOR
RECESSED TRACK
INSTALLATION)TRACK
ENDFLEXIBLE
COUPLERSTRAIGHT
COUPLER

TRACK 3C-230V DALI/1-10V ACCESSORY

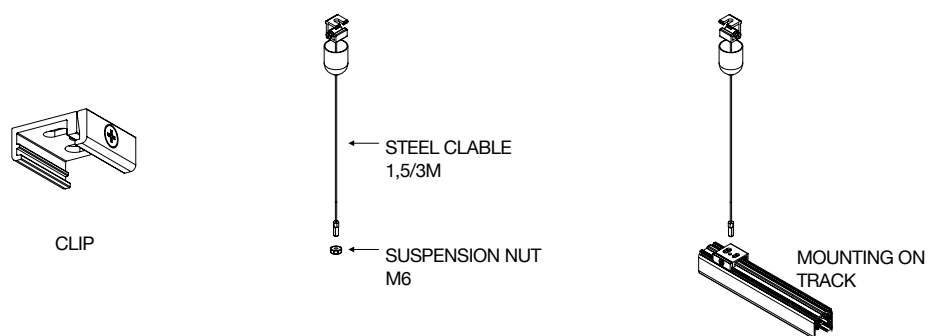
version	voltage	switching	mounting	finish	code
Clip	230V	ON/OFF / TRIAC/ DALI/ 1-10V	ceiling, pendant	white	MTRKCL00BI
Clip	230V	ON/OFF / TRIAC/ DALI/ 1-10V	ceiling, pendant	black	MTRKCL00NE
Steel Clable 1,5m	230V	ON/OFF / TRIAC/ DALI/ 1-10V	pendant	white	MTRKCAB0015BI
Steel Clable 1,5m	230V	ON/OFF / TRIAC/ DALI/ 1-10V	pendant	black	MTRKCAB0015NE
Steel Clable 3m	230V	ON/OFF / TRIAC/ DALI/ 1-10V	pendant	white	MTRKCAB0030BI
Steel Clable 3m	230V	ON/OFF / TRIAC/ DALI/ 1-10V	pendant	black	MTRKCAB0030NE
Suspension nut M6	230V	ON/OFF / TRIAC/ DALI/ 1-10V	pendant		MTRKNUT

POLARITY INSTRUCTIONS

ON/OFF-TRIAC EXAMPLE

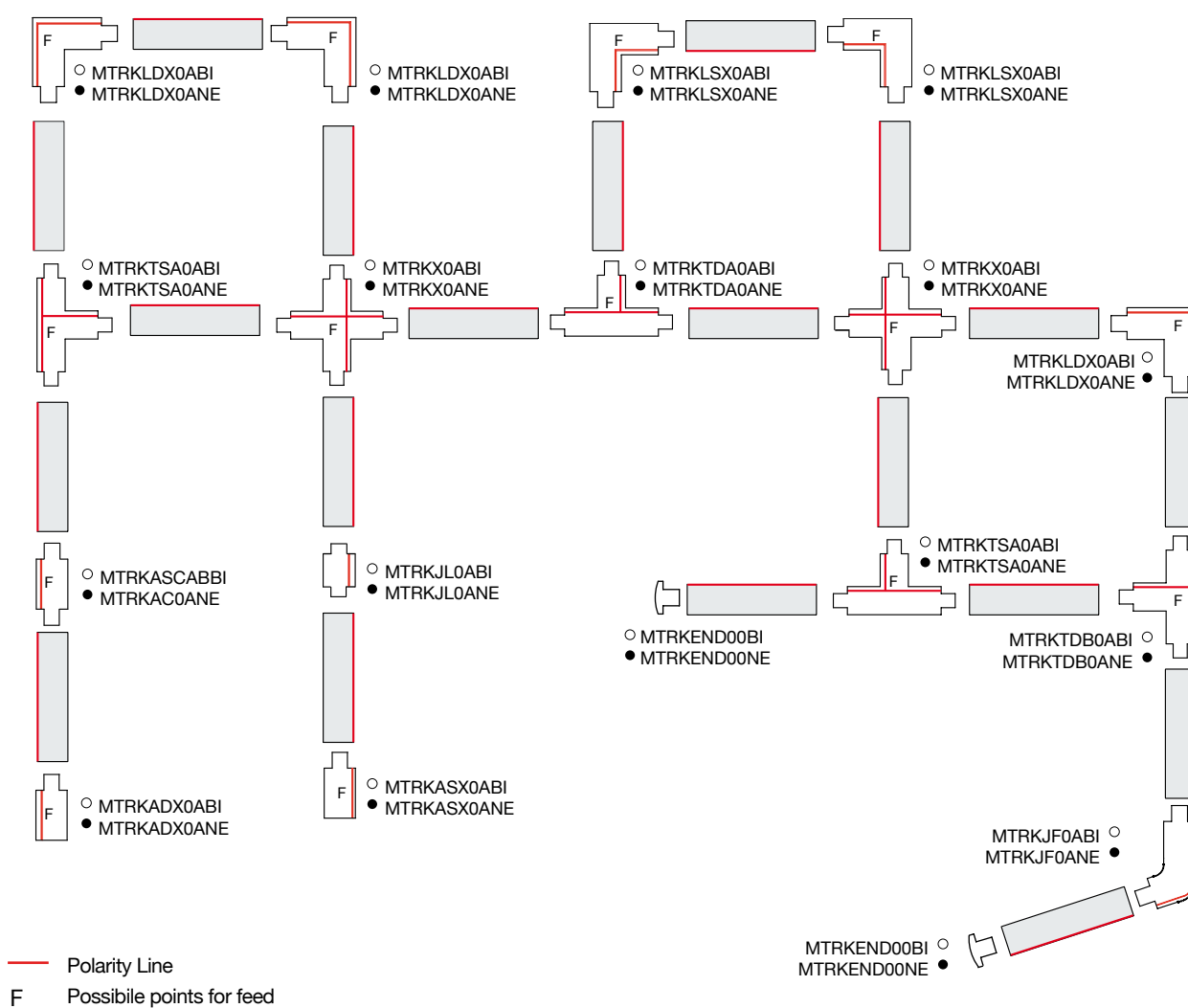


3PHASE /DALI ACCESSORY



POLARITY INSTRUCTIONS

DALI/1-10V EXAMPLE





GRAVITY



GRAVITY

IT

GRAVITY è il nuovo sistema magnetico a binario. Una galassia di elementi grafici versatili e distintivi in grado di fornire un effetto luminoso focale. Ogni elemento è installabile tramite fissaggio magnetico e dotato di una sicurezza supplementare meccanica. Disponibile nelle versioni trimless, a soffitto e a sospensione, le unità lineari si alimentano a 48V e consentono l'integrazione di più soluzioni, rispondendo alle diverse esigenze d'interni. La massima flessibilità degli spot orientabili valorizza gli ambienti e la lente antiriflesso arretrata permette di ottenere un'illuminazione d'accento o diffusa. I moduli lineari presentano uno schermo opalino per un'illuminazione omogenea e accogliente. Per un elevato comfort visivo e un controllo ottimale dell'abbagliamento su tutta la superficie, il sistema è completato da unità UGR<19: recessed o fold, rispettivamente per un'emissione di luce diretta o orientabile. GRAVITY può essere installato singolarmente o in configurazioni multiple, creando figure geometriche con angoli di 90°. Il sistema si completa ora con due nuovi elementi, TUBE e SPHERE, che aggiungono un'ulteriore valore di estetica e funzionalità, in linea con le altre unità proposte.

EN

GRAVITY is the new magnetic track system. A galaxy of versatile and distinctive graphic elements providing a focal lighting effect. Each element can be installed via magnetic fixing and is equipped with an additional mechanical safety feature. Available in trim less, ceiling mounted, and pendant versions, the linear units are powered by 48V and allow the integration of multiple solutions, meeting different interior requirements. The maximum flexibility of the adjustable spots enhances rooms, and the recessed anti-glare lens provides accent or diffuse lighting. The linear modules feature an opal screen for homogeneous, welcoming lighting. For high visual comfort and optimal glare control over the entire surface area, the system is complemented by UGR<19 units: recessed or fold, for direct or adjustable light emission respectively. GRAVITY can be installed individually or in multiple configurations, creating geometric figures at 90° angles. The system is now completed by two new elements, TUBE and SPHERE, which add further aesthetic and functional value.

DE

GRAVITY ist das neue Magnetschienensystem. Eine Galaxie von vielseitigen und unverwechselbaren grafischen Elementen, die einen fokussierten Lichteffekt bieten. Jedes Element wird mit Magneten befestigt und ist mit einer zusätzlichen mechanischen Sicherung ausgestattet. Die Stromschiene, die in den Versionen für rahmenlosen Einbau, für die Deckenmontage und als Pendelleuchten erhältlich sind, werden mit 48 V betrieben und ermöglichen die Integration mehrerer Lösungen, die den unterschiedlichen Anforderungen an die Einrichtung gerecht werden. Die maximale Flexibilität der verstellbaren Spots wertet Räume auf, und die versenkte, blendfreie Linse sorgt für Akzentbeleuchtung oder diffuses Licht. Die linearen Module verfügen über eine opale Abdeckung für eine homogene, einladende Beleuchtung. Für hohen Sehkomfort und optimale Entblendung auf der gesamten Fläche wird das System durch UGR<19-Einheiten ergänzt: Einbau- oder Schwenkbare Leuchten, für direkte bzw. verstellbare Lichtabstrahlung. GRAVITY kann einzeln oder in mehreren Konfigurationen installiert werden, so dass geometrische Figuren in 90°-Winkeln entstehen. Das System wird nun durch zwei neue Elemente, TUBE und SPHERE, vervollständigt, die einen weiteren ästhetischen und funktionalen Mehrwert bieten.

FR

GRAVITY est le nouveau système de rail magnétique. Une galaxie d'éléments graphiques polyvalents et distinctifs capables de fournir un effet d'éclairage focal. Chaque élément peut être installé via une fixation magnétique et équipé d'une sécurité mécanique supplémentaire. Disponibles en versions trimless, plafonnier et suspension, les unités linéaires sont alimentées en 48V et permettent l'intégration de multiples solutions, répondant aux différents besoins intérieurs. La flexibilité maximale des spots orientables met en valeur les environnements et la lentille antireflet encastrée permet d'obtenir un éclairage ponctuel ou diffus. Les modules linéaires disposent d'un écran opalin pour un éclairage homogène et accueillant. Pour un confort visuel élevé et un contrôle optimal de l'éblouissement sur toute la surface, le système est complété par des unités UGR<19 : encastrées ou rabattables, pour une émission lumineuse respectivement directe ou orientable. GRAVITY peut être installé individuellement ou dans plusieurs configurations, créant des figures géométriques avec des angles de 90°. Le système est désormais complété par deux nouveaux éléments, TUBE et SPHERE, qui ajoutent une valeur esthétique et fonctionnelle supplémentaire, en ligne avec les autres unités proposées.



SPOT

3W

voltage	max power	source	flux	optic	CRI	switching	CCT	finish	code
48V	3W	1x LED	175lm	38°	90	DALI	2700K	black	MFLE5201746DAN
48V	3W	1x LED	205lm	38°	90	DALI	3000K	black	MFLE5201746WAN

8W

48V	8W	1x LED	500lm	15°	90	DALI	2700K	black	MFLE5201344DAN
48V	8W	1x LED	630lm	38°	90	DALI	2700K	black	MFLE5201744DAN
48V	8W	1x LED	520lm	15°	90	DALI	3000K	black	MFLE5201344WAN
48V	8W	1x LED	665lm	38°	90	DALI	3000K	black	MFLE5201744WAN

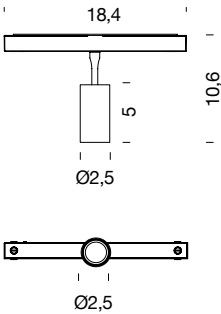
12W

48V	12W	1x LED	900lm	15°	90	DALI	2700K	black	MFLE5201345DAN
48V	12W	1x LED	890m	38°	90	DALI	2700K	black	MFLE5201745DAN
48V	12W	1x LED	965lm	15°	90	DALI	3000K	black	MFLE5201345WAN
48V	12W	1x LED	930lm	38°	90	DALI	3000K	black	MFLE5201745WAN

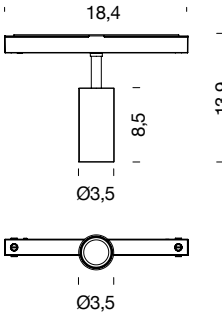
note driver, track and accessories not included (more info on p.182-183)

CE UK CA IP20

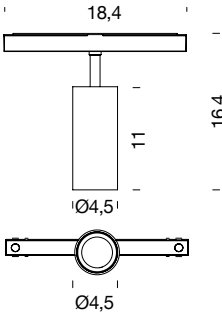
SPOT 3W



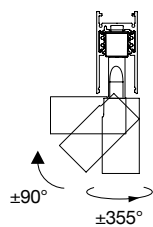
SPOT 8W



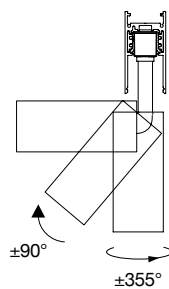
SPOT 12W



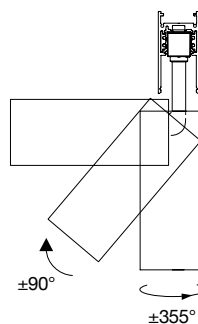
OPTICS AND MOVEMENTS



3W



8W



12W



spot 3W



spot 8W



spot 12W

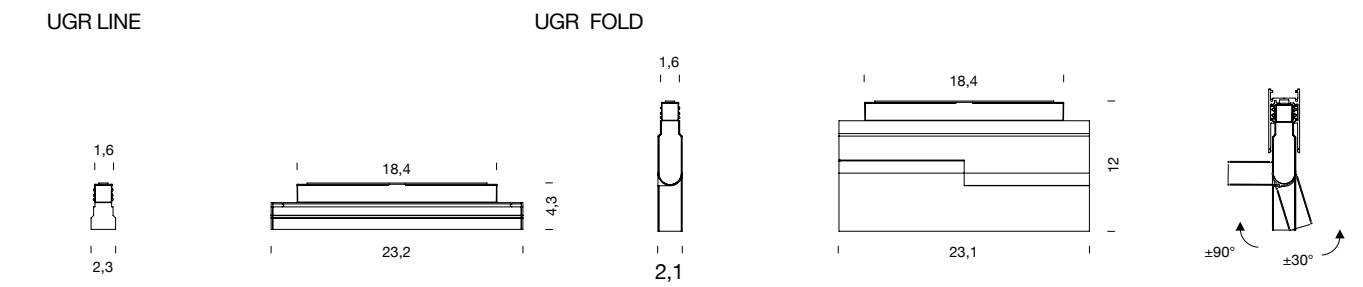




Track ceiling + spot 8W + dash 30W, black.
Track trimless + dash 30W, black.
Private residence, Valencia



Track trimless + UGR fold + spot 8W, black.
Private project, Venice



UGR LINE

voltage	max power	source	flux	optic	CRI	switching	CCT	finish	code
48V	15W	12x LED	1135lm	35°	90	DALI	2700K	black	MFLE5302U48DAN
48V	15W	12x LED	1320lm	35°	90	DALI	3000K	black	MFLE5302U48WAN
note driver, track and accessories not included (more info on p.182-183)									

CE UK CA IP20 UGR<19



UGR line

UGR FOLD

voltage	max power	source	flux	optic	CRI	switching	CCT	finish	code
48V	20W	12x LED	1560lm	36°	90	DALI	2700K	black	MFLE5202T48DAN
48V	20W	12x LED	1610lm	36°			3000K	black	MFLE5202T48WAN
note driver, track and accessories not included (more info on p.182-183)									

customizations asymmetric optic

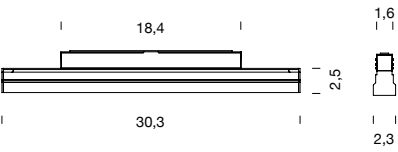
CE UK CA IP20 UGR<19



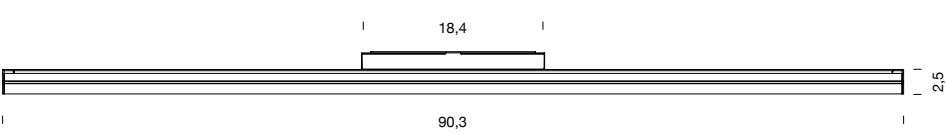
UGR fold



DASH 10W



DASH 30W



DASH

10W

voltage	max power	source	flux	optic	CRI	switching	CCT	finish	code
48V	10W	LED strip	510lm	112°	90	DALI	2700K	black	MFLE5303G47DAN
48V	10W	LED strip	515lm	112°	90	DALI	3000K	black	MFLE5303G47WAN

30W

48V	30W	LED strip	1435lm	112°	90	DALI	2700K	black	MFLE5309G47DAN
48V	30W	LED strip	1510lm	112°	90	DALI	3000K	black	MFLE5309G47WAN
note driver, track and accessories not included (more info on p.182-183)									

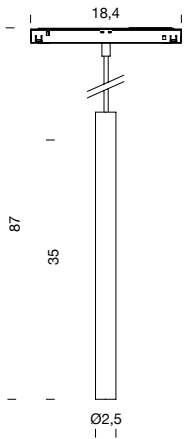
CE UK CA IP20



dash 10W



dash 30W

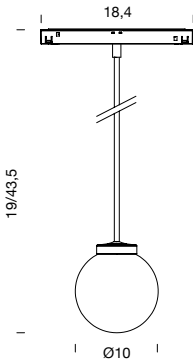


tube

TUBE

voltage	max power	source	flux	optic	CRI	switching	CCT	finish	code
48V	10W	1x LED	468lm	30°	90	DALI	2700K	black	MGRA5601453DAN
48V	10W	1x LED	520m	112°	90	DALI	3000K	black	MGRA5601453WAN
note driver, track and accessories not included (more info on p.182-183)									

CE UK CA IP20



sphere 19cm



sphere 43,5cm

SPHERE

19CM (short rod)

voltage	max power	source	flux	optic	CRI	switching	CCT	finish	code
48V	5W	1x LED	384lm	diffused	90	DALI	2700K	black	MGRA5621G21DAN
48V	5W	1x LED	427lm	diffused	90	DALI	3000K	black	MGRA5621G21WAN
note driver, track and accessories not included (more info on p.182-183)									

43,5CM (long rod)

voltage	max power	source	flux	optic	CRI	switching	CCT	finish	code
48V	5W	1x LED	384lm	diffused	90	DALI	2700K	black	MGRA5641G21DAN
48V	5W	1x LED	427lm	diffused	90	DALI	3000K	black	MGRA5641G21WAN
note driver, track and accessories not included (more info on p.182-183)									

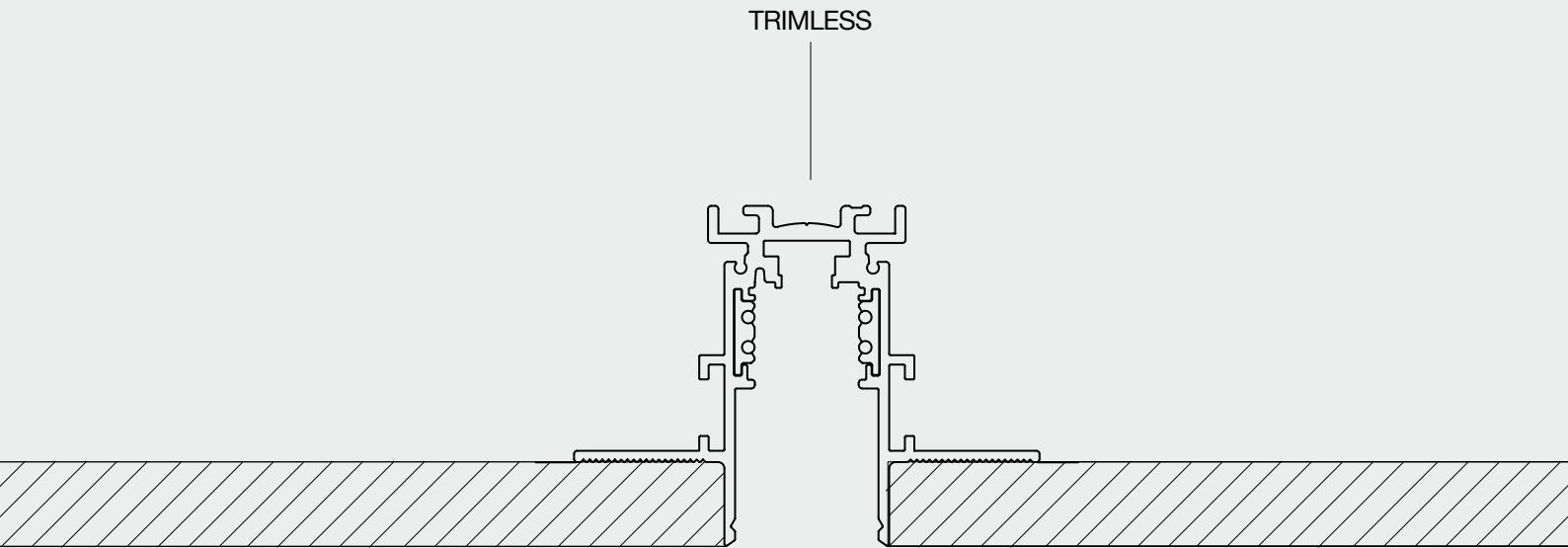
CE UK CA IP20



Tube, black.
Private project, Valencia

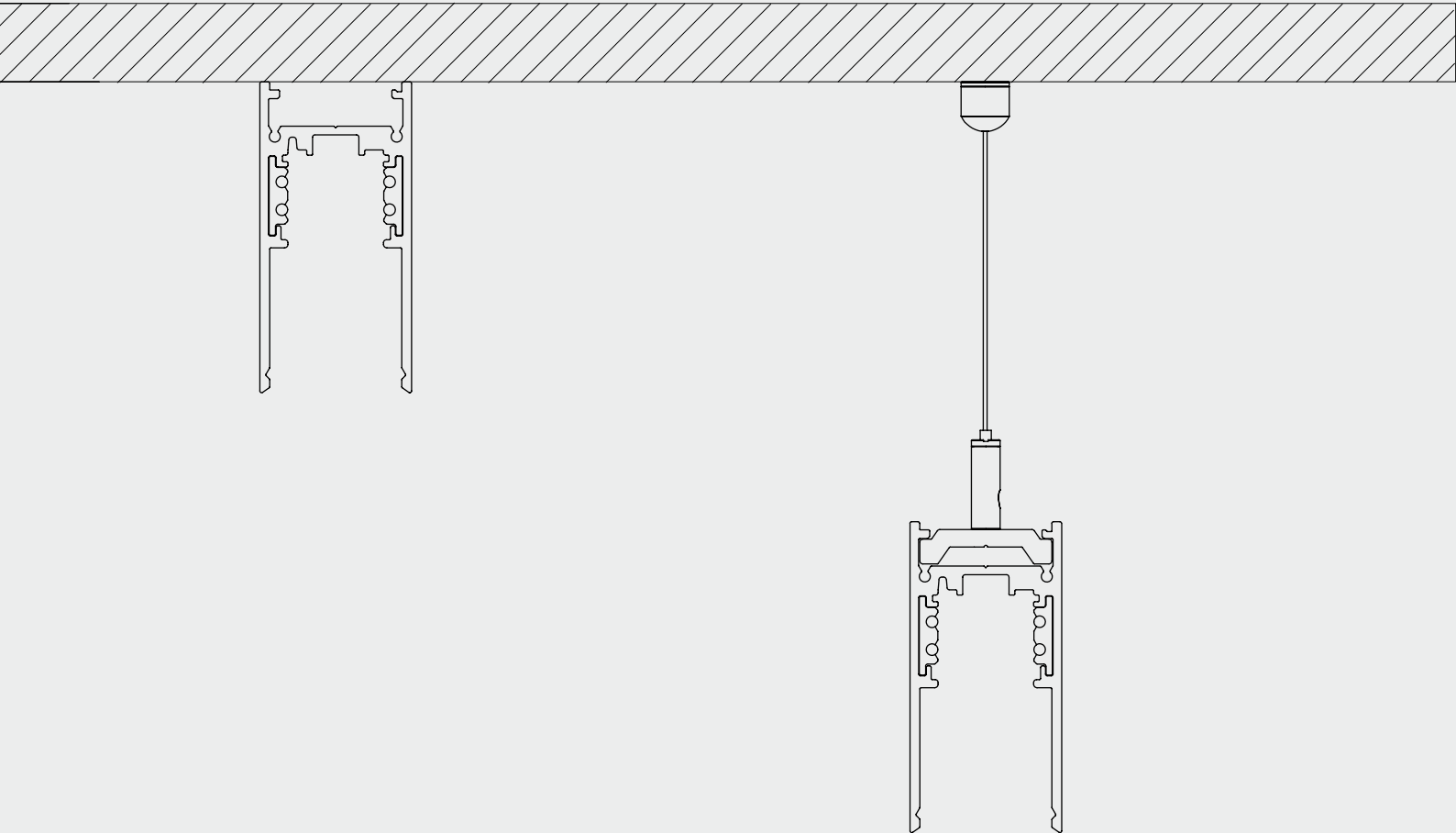
GRAVITY

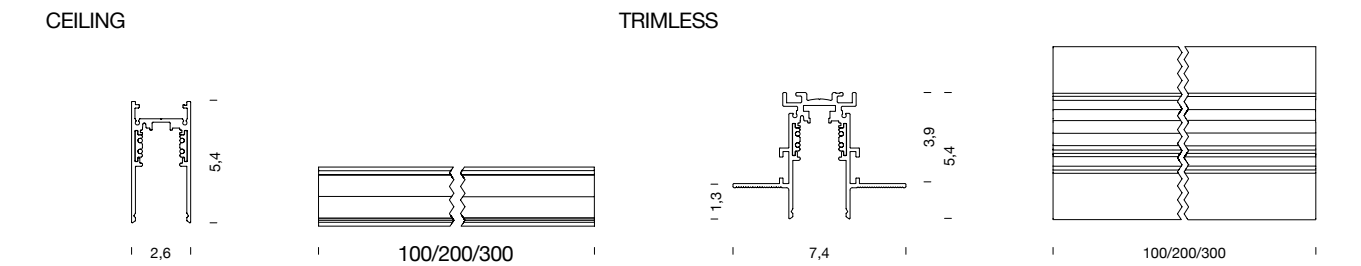
Track installation scheme



CEILING

SUSPENSION

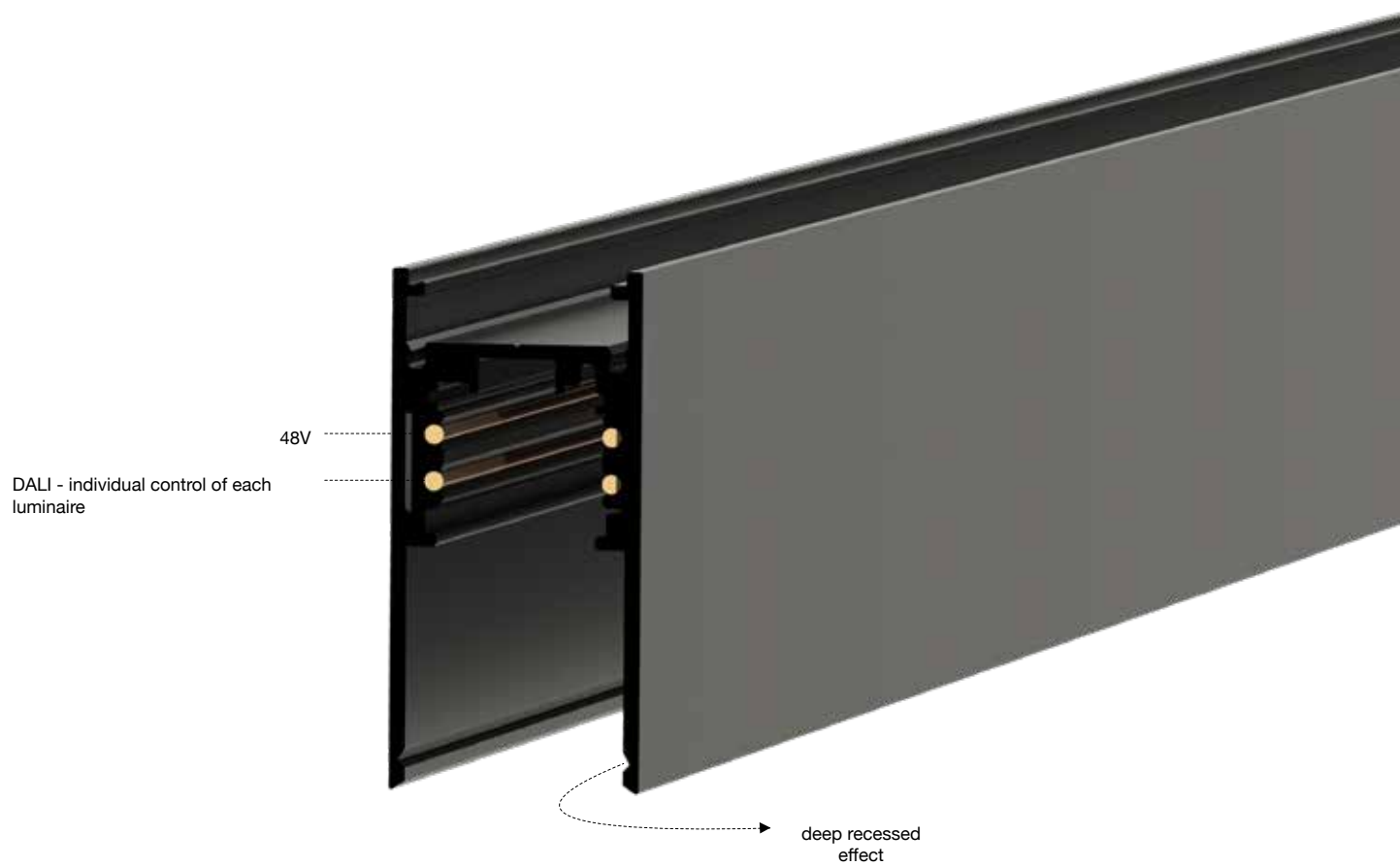




TRACK

version	voltage	mounting	finish	code
track 1m	48V	ceiling	black	MFLE0210NE
track 2m	48V	ceiling	black	MFLE0220NE
track 3m	48V	ceiling	black	MFLE0230NE
track 1m	48V	trimless	black	MFLE0810NE
track 2m	48V	trimless	black	MFLE0820NE
track 3m	48V	trimless	black	MFLE0830NE
note	pendant version available (more info on p.182)			
customizations	recessed trim version			





black aluminum end-cap

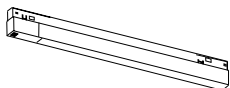
ACCESSORIES

version	voltage	mounting	finish	code
Track feeding	48V	ceiling/trimless	black	MFLEBKALIM
Track feeding joint	48V	ceiling/trimless	black	MFLEBKGIUNTOAL
Track flexible joint	48V	ceiling/trimless	black	MFLEJF0NE
Ceiling track end-cap	/	ceiling/trimless	black	MFLEEND00NE
Ceiling track end-cap hole	/	ceiling/trimless	black	MFLEEND01NE
Black cover screen	/	ceiling/trimless	black	MFLECOV0030NE
Ceiling track 90° corner	/	ceiling	black	MFLE90C00NE
Suspended Clip Alu	/	pendant/ceiling	black	MFLECL00AL
Suspension gripper + steel cable	/	pendant	black	MFLESUSP030CR
Trimless track 90° corner	/	trimless	black	MFLE90T00NE
Trimless track wall corner internal	/	trimless	black	MFLE90T01NE
Trimless track wall corner external	/	trimless	black	MFLE90T02NE
Trimless track mechanical joint	/	trimless	black	MFLEMJT00NE
Trimless track template	/	trimless	black	MFLE00TEMP

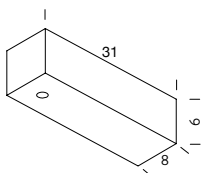
REMOTE DRIVER

version	voltage	max power	IP	switching	code	dimensions cm
48V	IN 100/305VAC - OUT 48VDC	240W	67	ON/OFF	WPSU240W48VIP	22x6,5x3,5

TRACK INTEGRATED DRIVER



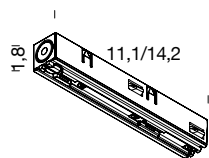
load	voltage	max power	IP	switching	code	dimensions cm
48V	IN 220/240VAC - OUT 48VDC	250W	20	ON/OFF	MFLEALIM250/48	40x4,2x2,2



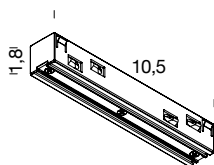
DRIVER BOX

load	finish	code	dimensions cm
1 driver-1 electrical cable	black	BROSPS1NE	31x8x6

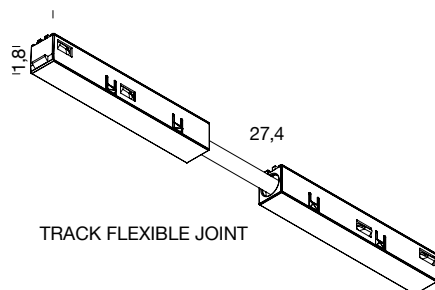
COMPATIBLE WITH CEILING AND TRIMLESS TRACK



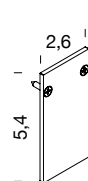
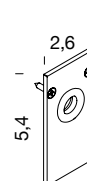
TRACK FEEDING



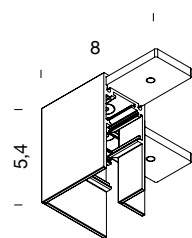
TRACK FEEDING JOINT



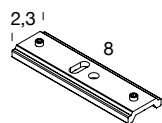
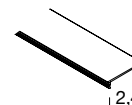
TRACK FLEXIBLE JOINT

CEILING TRACK
END-CAPCEILING TRACK
END-CAP HOLE

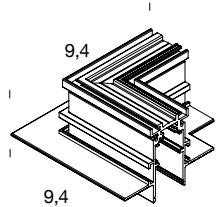
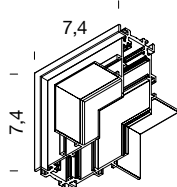
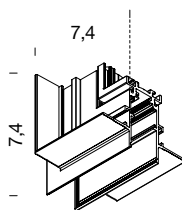
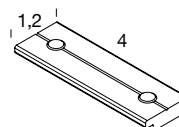
COMPATIBLE WITH CEILING TRACK



CEILING TRACK 90° CORNER

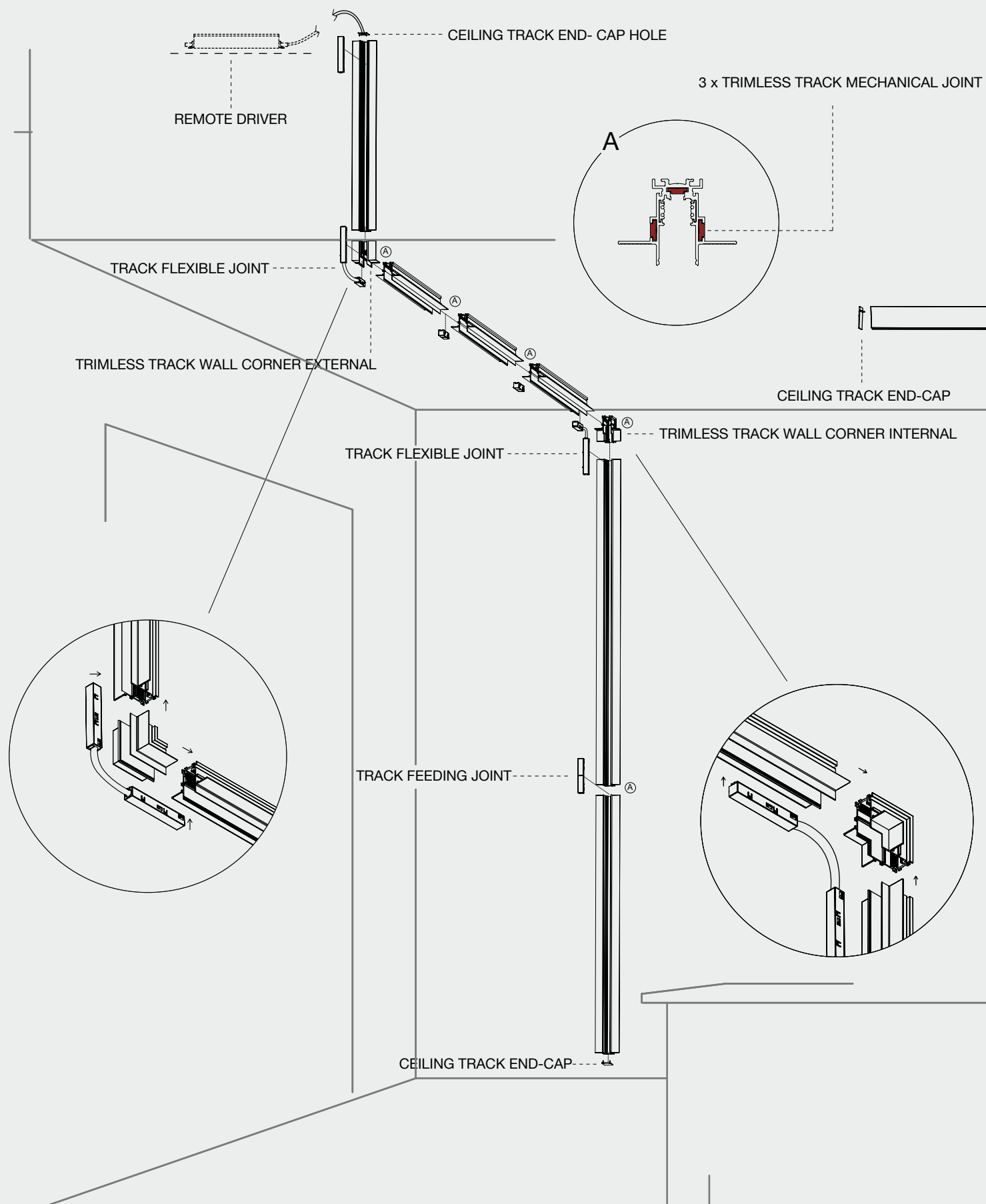
SUSPENDED CLIP/
MECHANICAL JOINT
ALUMINUMSUSPENSION GRIPPER +
STEEL CABLEBLACK COVER
SCREEN

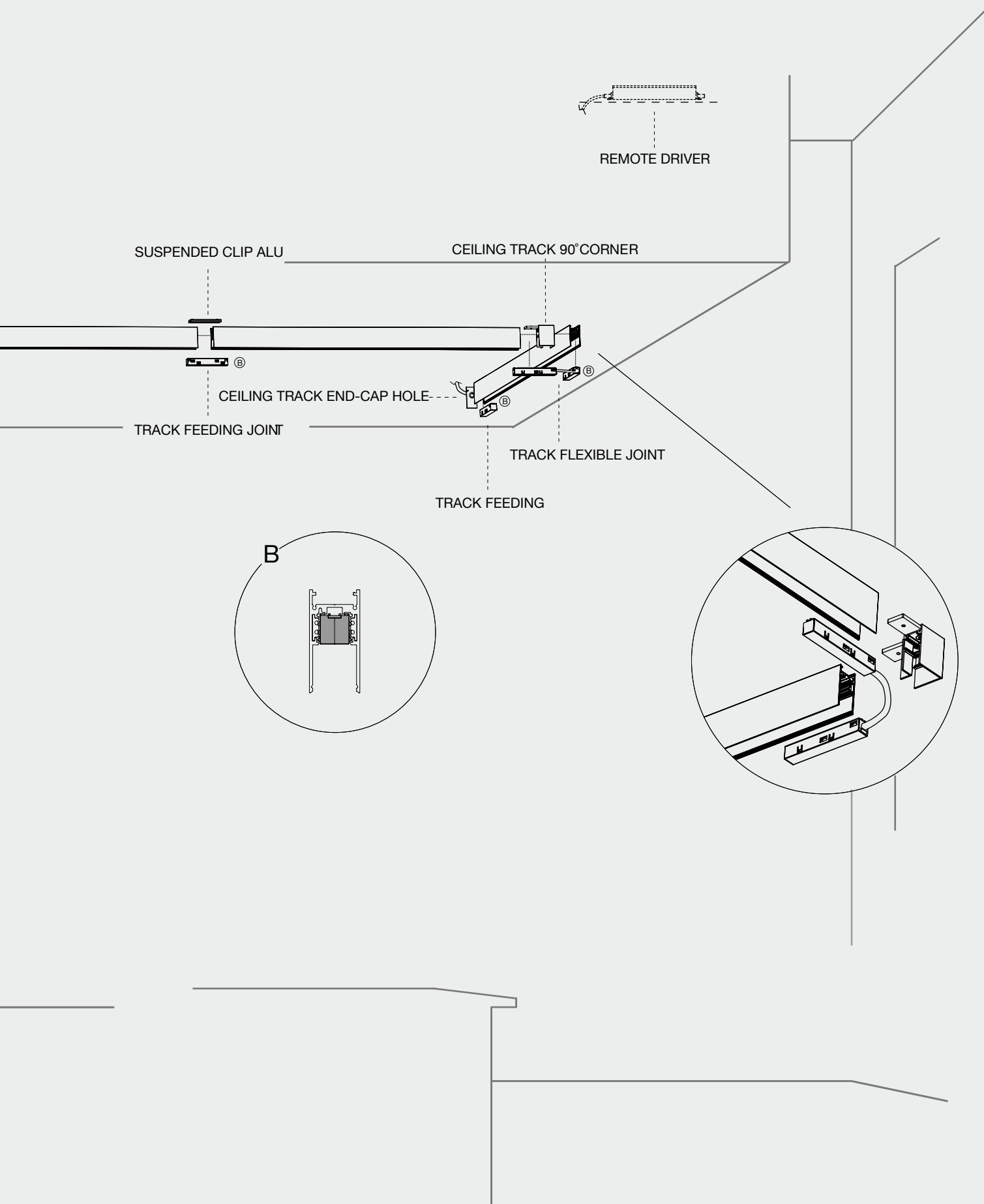
COMPATIBLE WITH TRIMLESS TRACK

TRIMLESS TRACK
90° CORNERTRIMLESS TRACK
WALL
CORNER INTERNALTRIMLESS TRACK
WALL
CORNER EXTERNALTRIMLESS TRACK
MECHANICAL JOINTBLACK COVER
SCREEN

GRAVITY

Technical installation scheme







PLINT Massimo Colagrande



PLINT Massimo Colagrande

IT

La famiglia PLINT irrompe nel mondo dell'illuminazione d'accento invertendone il paradigma, grazie ad un'elevata flessibilità di posizionamento. Racchiude al suo interno design e contenuto tecnologico consentendo un'illuminazione discreta e al tempo stesso precisa. All'interno di una struttura metallica è integrato uno spot ad alte prestazioni con ottica variabile con zoom on-board, che ne permette la regolazione del fascio di luce. L'orientabilità del faretto direziona l'emissione luminosa a seconda delle specifiche necessità. La collezione propone PLINT, con finitura nera e con due differenti temperature colore e PLINT BATTERY MINI caratterizzato dalle ridotte dimensioni e da uno spot dalle elevate prestazioni, alimentato con una batteria. PLINT BATTERY MINI è disponibile nelle finiture black, white, gold e silver. La collezione è presentata con dimmer on-board che permette di modulare l'illuminazione in modo puntuale.

EN

PLINT family breaks into the world of accent lighting by inverting its paradigm, thanks to a high flexibility of positioning. Design and technological features are combined to provide discreet and at the same time precise lighting. A high-performance spotlight with variable optics with onboard zoom is integrated into a metal structure, allowing easy adjustment of the light beam. The collection offers PLINT, with a black finish and two different color temperatures, and PLINT BATTERY MINI, characterized by its small size and a high performance spot, powered by a battery. PLINT BATTERY MINI is available in black, white, gold, and silver finishes. Onboard dimmer for precise lighting modulation.

DE

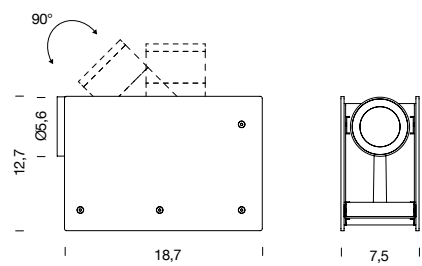
Die Kollektion PLINT erobert die Welt der Akzentbeleuchtung, indem sie deren Konzept dank eines hohen Maßes an Flexibilität bei der Positionierung auf den Kopf stellt. Sie vereint Design und technische Aspekte in sich und ermöglicht eine diskrete und dennoch präzise Beleuchtung. Ein leistungsstarker Strahler mit variabler Optik und integriertem Zoom ist in eine Metallstruktur integriert und ermöglicht die Ausrichtung des Lichtkegels. Durch die Verstellbarkeit des Strahlers wird der Lichtaustritt auf die jeweiligen Bedürfnisse angepasst. Die Kollektion bietet PLINT mit schwarzer Oberfläche und zwei verschiedenen Farbtemperaturen und PLINT BATTERY MINI, der sich durch seine geringe Größe und einen leistungsstarken, batteriebetriebenen Strahler auszeichnet. PLINT BATTERY MINI ist in den Farben Schwarz, Weiß, Gold und Silber erhältlich. Die Kollektion ist mit einem eingebauten Dimmer ausgestattet, mit dem die Beleuchtung punktuell reguliert werden kann.

FR

La famille PLINT fait irruption dans le monde de l'éclairage ponctuel, inversant le paradigme, grâce à une grande flexibilité de positionnement. Il réunit design et contenu technologique, permettant un éclairage discret mais précis. Un spot performant à optique variable avec zoom embarqué pour réglage du faisceau est intégré à l'intérieur d'une structure métallique. Le projecteur est orientable pour une émission de lumière en fonction des besoins spécifiques. La collection propose PLINT, avec une finition noire et deux températures de couleur différentes et variateur intégré et PLINT BATTERY MINI caractérisé par sa petite taille et un spot performant, alimenté par une batterie, 3 intensités, disponible en finitions noir, blanc, or et argent.



Plint , black.
Private residence, Milan



PLINT

voltage	max power	source	flux	optic	CRI	switching	mounting	CCT	finish	code
220/240V	13W	1x LED	900lm	direct adjustable 15°-55°	90	push dimm. on board	floor/table	2700K	black	PLT LN2 11
220/240V	13W	1x LED	900lm	direct adjustable 15°-55°	90	push dimm. on board	floor/table	3000K	black	PLT LN3 11
220/240V	13W	1x LED	900lm	direct adjustable 15°-55°	90	push dimm. on board	floor/table	4000K	black	PLT LN4 11
note driver integrated, adjustable beam 15°-55°, orientable spot 90°, cable length 3m										

CE UK CA IP20



dimming control on board



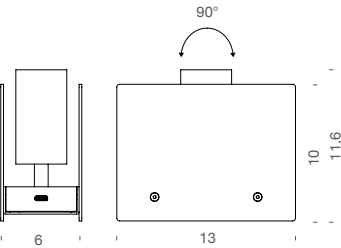
adjustable beam 15°-55°



black finish



Plint , black.
Private residence, Milan



PLINT BATTERY MINI

voltage	max power	source	flux	optic	CRI	switching	mounting	CCT	finish	code
5V	2,4W	1xLED	185lm	14°	90	on board	table	3000K	black	PLM BNN 11
5V	2,4W	1xLED	185lm	14°	90	on board	table	3000K	white	PLM BWN 11
5V	2,4W	1xLED	185lm	14°	90	on board	table	3000K	gold	PLM BON 11
5V	2,4W	1xLED	185lm	14°	90	on board	table	3000K	grey	PLM BDN 11
note cable included (USB-C), rechargeable, 5 hours battery life, 4,5 hours charge time (light off)										

CE UKCA IP20



matte black finish



matte white finish



matte grey finish



matte gold finish



Plint Battery Mini, black.
Private residence, Milan





Plint, black.
Private residence, Milan



FLEX SPOT



FLEX SPOT

IT

FLEX CEILING è una gamma di spots orientabili dalle ridotte dimensioni dedicati all'illuminazione d'accento all'interno di vetrine e piccoli espositori.

A seconda dell'ambiente e delle necessità di illuminazione, FLEX propone spots con fissaggio, ottiche e finiture differenti. È declinata nelle versioni con ottica fissa e con ottica zoom 15°- 45°, ed è disponibile nelle finiture black, gold, grey e bronze grey. Lo snodo consente di fissare gli spots a plafone e di orientarli a piacere, secondo le necessità di illuminazione, senza che siano visibili cavi all'esterno.

EN

FLEX CEILING is a range of small adjustable spotlights for accent lighting in display cabinets and small showcases.

Depending on the environment and lighting requirements, FLEX offers spots with different fixings, optics and finishes. Available in the fixed optic and 15°- 45° zoom optic versions, and in black, gold, grey and bronze grey finishes. Thanks to the joint, spotlights can be fixed to the ceiling and oriented as desired, according to lighting needs, without visible cables outside.

DE

FLEX CEILING ist eine Kollektion von kleinen, verstellbaren Strahlern für die Akzentbeleuchtung von Schaufenstern und kleinen Vitrinen.

Je nach Situation und Beleuchtungsanforderungen kann FLEX mit verschiedenen Befestigungen, Optiken und Oberflächen geliefert werden. Es gibt sie in den Versionen mit fester Optik und mit 15°- 45°-Zoom-Optik und in den Oberflächen Schwarz, Gold, Bronzegrau. Die Montage ermöglicht es, die Strahler an der Decke zu befestigen und sie je nach Beleuchtungsbedarf auszurichten, ohne dass Kabel von außen sichtbar sind.

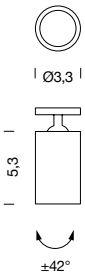
FR

FLEX CEILING est une gamme de spots orientables de petite taille dédiés à l'éclairage ponctuel des vitrines et des petits présentoirs. En fonction de l'environnement et des besoins d'éclairage, FLEX propose des spots avec différentes fixations, optiques et finitions. Il est décliné dans les versions avec optique fixe et avec optique zoom 15°-45°, et est disponible dans les finitions noir, or, gris anodisé naturel et gris bronze. L'articulation permet de fixer les spots au plafond et de les orienter à volonté, selon les besoins d'éclairage, sans que les câbles soient visibles à l'extérieur.

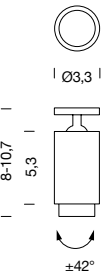


Flex Ceiling, bronze grey.
Private residence, Milan

FIXED OPTIC



ZOOM OPTIC



FLEX CEILING
FIXED OPTIC

current	max power	source	flux	optic	CRI	switching	mounting	CCT	finish	code
350mA	4,2W	1x LED	362lm	20°	90	according to driver	wall-ceiling	3000K	black	BFLE0401F21WAN
350mA	4,2W	1x LED	323lm	30°	90	according to driver	wall-ceiling	3000K	black	BFLE0401421WAN
350mA	4,2W	1x LED	362lm	20°	90	according to driver	wall-ceiling	4000K	black	BFLE0401F21NAN
350mA	4,2W	1x LED	323lm	30°	90	according to driver	wall-ceiling	4000K	black	BFLE0401421NAN
350mA	4,2W	1x LED	362lm	20°	90	according to driver	wall-ceiling	3000K	gold	BFLE0401F21WAO
350mA	4,2W	1x LED	323lm	30°	90	according to driver	wall-ceiling	3000K	gold	BFLE0401421WAO
350mA	4,2W	1x LED	362lm	20°	90	according to driver	wall-ceiling	4000K	gold	BFLE0401F21NAO
350mA	4,2W	1x LED	323lm	30°	90	according to driver	wall-ceiling	4000K	gold	BFLE0401421NAO
350mA	4,2W	1x LED	362lm	20°	90	according to driver	wall-ceiling	3000K	grey	BFLE0401F21WAA
350mA	4,2W	1x LED	323lm	30°	90	according to driver	wall-ceiling	3000K	grey	BFLE0401421WAA
350mA	4,2W	1x LED	362lm	20°	90	according to driver	wall-ceiling	4000K	grey	BFLE0401F21NAA
350mA	4,2W	1x LED	323lm	30°	90	according to driver	wall-ceiling	4000K	grey	BFLE0401421NAA
350mA	4,2W	1x LED	362lm	20°	90	according to driver	wall-ceiling	3000K	bronze grey	BFLE0401F21WAB
350mA	4,2W	1x LED	323lm	30°	90	according to driver	wall-ceiling	3000K	bronze grey	BFLE0401421WAB
350mA	4,2W	1x LED	362lm	20°	90	according to driver	wall-ceiling	4000K	bronze grey	BFLE0401F21NAB
350mA	4,2W	1x LED	323lm	30°	90	according to driver	wall-ceiling	4000K	bronze grey	BFLE0401421NAB

ZOOM OPTIC

350mA	4,2W		76lm (45°)	15°-45°	90	according to driver	wall-ceiling	3000K	black	BFLE0401921WAN
350mA	4,2W		80lm (45°)	15°-45°	90	according to driver	wall-ceiling	4000K	black	BFLE0401921NAN

note driver not included (more specifications on p.201), orientable spot ±42°, orientable spot on ball joint 360°, series connection

customizations CCT 2700K

CE UK CA IP40



black finish



grey finish



bronze grey finish



gold finish

FLEX CEILING DRIVER

[illegible]

ALICUDI SALINA LIPARI LUX INDOOR PATTERN CUCÙ POP-UP HEY!

IT

Famiglia di faretti ad incasso downlight per un'illuminazione generale e d'accento in interni. Questa collezione è caratterizzata dal design essenziale, la luce soft con sistema antiabbagliamento e la facilità di installazione. SALINA e LIPARI, ruotano di 30° in verticale e di 355° in orizzontale, per orientare la luce a piacere e creare un'illuminazione dedicata. Gli anelli decorativi esterni, proposti in quattro finiture, possono essere facilmente sostituiti grazie ad un sistema magnetico. ALICUDI viene qui presentato con un'estetica rinnovata e SALINA è ora disponibile anche in versione ceiling. LUX INDOOR rappresenta invece la soluzione miniaturizzata dedicata ad un'illuminazione decorativa e di segnalazione. Sono qui presentate inoltre le novità CUCÙ, POP-UP, PATTERN e HEY! Orientabili o con ottica fissa, sono proposti in differenti finiture e integrano la famiglia, offrendo una soluzione adatta ad ogni esigenza di illuminazione.

EN

Collection of recessed downlight spotlights for indoor general and accent lighting. Featuring an essential design, anti-glare soft lighting and easy installation. SALINA and LIPARI, rotate 30° vertically and 355° horizontally, to direct the light as desired. The external decorative rings, offered in four finishes, can be easily replaced thanks to a magnetic system. ALICUDI is offered with a renewed look and SALINA is now also available in a ceiling version. LUX INDOOR represents the miniaturised solution dedicated to decorative and path lighting. The collection is further complemented by the novelties CUCÙ, POP-UP, PATTERN and HEY! Adjustable or with fixed optics, they are offered in different finishes and complement the family, offering a solution for every lighting requirement.

DE


Eine Familie von Einbaudownlights für die Allgemein- und Akzentbeleuchtung in Innenräumen. Diese Kollektion zeichnet sich durch ihr schlichtes Design, ihr weiches Licht mit Blendschutz und ihre einfache Installation aus. Erhältlich in verschiedenen Ausführungen, Lichtkegeln und Farbtemperaturen. SALINA und LIPARI sind um 30° schwenk- und 355° drehbar, um das Licht nach Wunsch zu richten und eine individuelle Ausleuchtung zu schaffen. Die in vier glänzenden und satinierten Ausführungen erhältlichen Dekorringe lassen sich dank eines Magnetsystems leicht austauschen. ALICUDI präsentiert sich hier in einer neuen Ästhetik und SALINA ist jetzt auch als Deckenleuchte erhältlich. LUX INDOOR ist die Miniaturlösung für dekorative Beleuchtung und Wegebeleuchtung. Die Kollektion wird außerdem durch die Neuheiten CUCÙ, POP-UP, PATTERN und HEY! abgerundet. Sie sind verstellbar oder mit fester Optik, werden in verschiedenen Ausführungen angeboten und ergänzen die Familie, indem sie eine Lösung für jeden Beleuchtungsanspruch bieten.

FR

Famille de downlights encastrés pour l'éclairage général et ponctuel des intérieurs. Cette collection se caractérise par son design essentiel, sa lumière douce avec système anti-éblouissant et sa facilité d'installation. Disponible en différentes finitions, faisceaux optiques et températures de couleur. SALINA et LIPARI pivotent de 30° verticalement et de 355° horizontalement, pour orienter la lumière comme vous le souhaitez et créer un éclairage dédié. Les anneaux décoratifs extérieurs, disponibles en quatre finitions brillantes et satinées, peuvent être facilement remplacés grâce à un système magnétique. ALICUDI est présenté ici avec une esthétique renouvelée et SALINA est désormais également disponible en version plafonnier. LUX INDOOR représente la solution miniaturisée dédiée à l'éclairage décoratif et à l'éclairage de chemin. La collection est également complétée par les nouveaux CUCÙ, POP-UP, PATTERN et HEY! Orientables ou à optique fixe, ils sont proposés en différentes finitions et intègrent la famille, offrant une solution adaptée à chaque besoin d'éclairage.



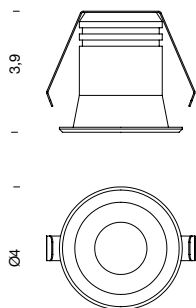
Salina Trim, white - black ring.
Teatro Arcimboldi, Milan



ALICUDI SALINA LIPARI







ALICUDI

[illegible]

driver not included (more specifications in the table below), trim spot recessed hole Ø 35mm, depth 100mm, cable length 0,5m, series connection

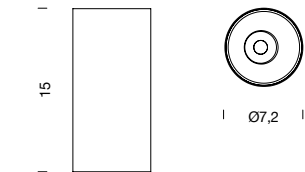
CE UK CA  IP20

ALICUDI DRIVER

[illegible]







SALINA CEILING

voltage	max power	source	flux	optic	CRI	switching	mounting	CCT	finish	code
220/250V	12W	1x COB	640lm	15°	90	ON/OFF	ceiling	2700K	white	SAL LW2 41
220/250V	12W	1x COB	640lm	15°	90	ON/OFF	ceiling	2700K	black	SAL LN2 41
220/250V	12W	1x COB	740lm	15°	90	ON/OFF	ceiling	3000K	white	SAL LW3 41
220/250V	12W	1x COB	740lm	15°	90	ON/OFF	ceiling	3000K	black	SAL LN3 41
220/250V	12W	1x COB	670lm	35°	90	ON/OFF	ceiling	2700K	white	SAL LW2 43
220/250V	12W	1x COB	670lm	35°	90	ON/OFF	ceiling	2700K	black	SAL LN2 43
220/250V	12W	1x COB	770lm	35°	90	ON/OFF	ceiling	3000K	white	SAL LW3 43
220/250V	12W	1x COB	770lm	35°	90	ON/OFF	ceiling	3000K	black	SAL LN3 43

note ring not included (more specifications in the table below), anti light loss system

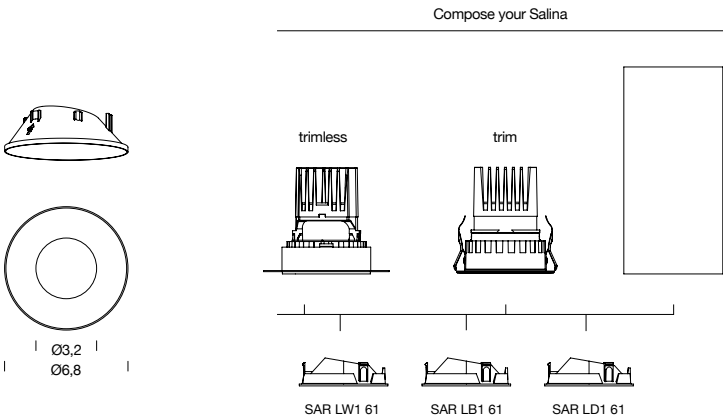
CE UK CA IP20



white finish



black finish



SALINA/SALINA CEILING RING

finish	dimension cm	code
white matte	Ø 6,8	SAR LW1 61
black matte	Ø 6,8	SAR LB1 61
silver glossy	Ø 6,8	SAR LD1 61

note mechanical fixing



glossy silver

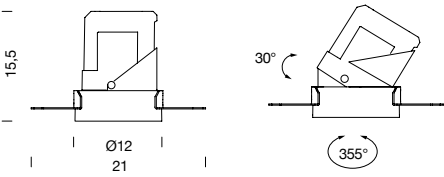


matte black

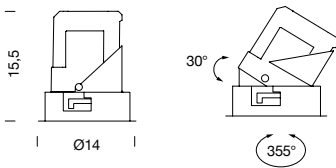


matte white

TRIMLESS



TRIM



LIPARI

current	max power	source	flux	optic	CRI	switching	mounting	CCT	finish	code
600mA	22W	1x COB	1400lm	15°	90	according to driver	recessed trimless	2700K	white	LIP LW2 61
600mA	22W	1x COB	1400lm	15°	90	according to driver	recessed trimless	3000K	white	LIP LW3 61
600mA	22W	1x COB	1400lm	35°	90	according to driver	recessed trimless	2700K	white	LIP LW2 63
600mA	22W	1x COB	1400lm	35°	90	according to driver	recessed trimless	3000K	white	LIP LW3 63
600mA	22W	1x COB	1400lm	15°	90	according to driver	recessed trim	2700K	white	LIT LW2 61
600mA	22W	1x COB	1400lm	15°	90	according to driver	recessed trim	2700K	black	LIT LN2 61
600mA	22W	1x COB	1400lm	15°	90	according to driver	recessed trim	3000K	white	LIT LW3 61
600mA	22W	1x COB	1400lm	15°	90	according to driver	recessed trim	3000K	black	LIT LN3 61
600mA	22W	1x COB	1400lm	35°	90	according to driver	recessed trim	2700K	white	LIT LW2 63
600mA	22W	1x COB	1400lm	35°	90	according to driver	recessed trim	2700K	black	LIT LN2 63
600mA	22W	1x COB	1400lm	35°	90	according to driver	recessed trim	3000K	white	LIT LW3 63
600mA	22W	1x COB	1400lm	35°	90	according to driver	recessed trim	3000K	black	LIT LN3 63
note driver and ring not included (more specifications on next page), orientable spot, anti light loss system, trimless recessed hole Ø 130mm, depth 200mm, trim recessed hole Ø 125mm, depth 200mm, cable length 0,4m										

CE UK CA IP20



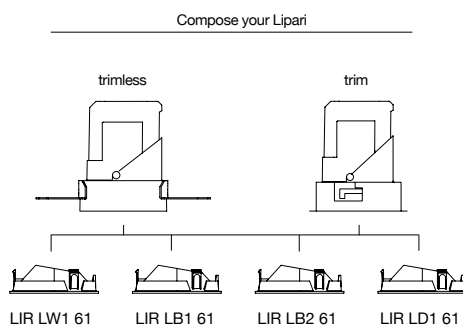
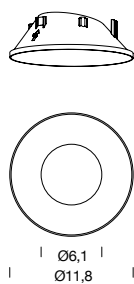
Lipari trim



recessed trim



recessed trimless



LIPARI RING


finish	dimension cm	code
white matte	Ø11.8	LIR LW1 61
black matte	Ø11.8	LIR LB1 61
black glossy	Ø11.8	LIR LB2 61
silver glossy	Ø11.8	LIR LD1 61
note	magnetic fixing	



white matte



black matte




black glossy



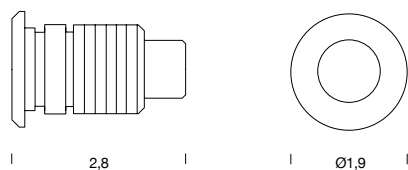
silver glossy

LIPARI DRIVER

[illegible]




LUX INDOOR



LUX INDOOR

[illegible]

CE UK CA  IP40



anodized aluminium body

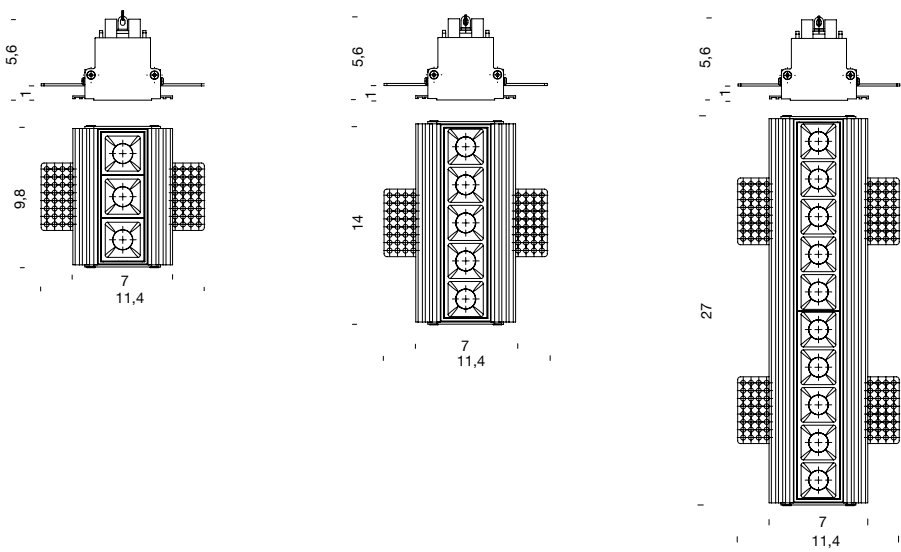
LUX INDOOR DRIVER

[illegible]



PATTERN





PATTERN 6W

current	max power	source	flux	optic	mounting	CRI	switching	CCT	finish	code
700mA	6W	3x LED	441lm	36°	recessed	90	according to driver	2700K	black	MPAT2103U67DNE
700mA	6W	3x LED	490lm	36°	recessed	90	according to driver	3000K	black	MPAT2103U67WNE
note		RAL 9005 black , driver not included								

CE UK CA IP20 UGR<19

PATTERN 10W

current	max power	source	flux	optic	mounting	CRI	switching	CCT	finish	code
700mA	10W	5x LED	660lm	36°	recessed	90	according to driver	2700K	black	MPAT2105U67DNE
700mA	10W	5x LED	736lm	36°	recessed	90	according to driver	3000K	black	MPAT2105U67WNE
note		RAL 9005 black , driver not included								

CE UK CA IP20 UGR<19

PATTERN 20W

current	max power	source	flux	optic	mounting	CRI	switching	CCT	finish	code
600mA	20W	10x LED	1444lm	36°	recessed	90	according to driver	2700K	black	MPAT2110U67DNE
600mA	20W	10x LED	1444lm	36°	recessed	90	according to driver	3000K	black	MPAT2110U67WNE
note		RAL 9005 black , driver not included								

CE UK CA IP20 UGR<19



PATTERN 6W DRIVER

[illegible]

PATTERN 10W DRIVER

[illegible]


PATTERN 20W DRIVER

load	input voltage	current	max power	Setting	switching	IP	dimensions cm	code
for 1 spot	220-240V	600mA	28W	No	ON/OFF	20	9,7x4,3x3	WPSUND28600
for 1 spot	220-240V	600mA*	25W	Yes	TRIAC	20	11x3x2,2	WPSTST550-900
for 1 spot	220-240V	600mA*	25W	Yes	1-10V	20	13,9x4,2x3	WPS1ST250-1A
for 1 spot	110-277V	600mA*	30W	Yes	DALI	20	13,9x4,2x3	WPSDST250-1A
for 1 spot	220-240V	600mA*	26W	Yes	CASAMBI	20	9,7x4,3x3	WPSCST150-700
note	*to be setted							



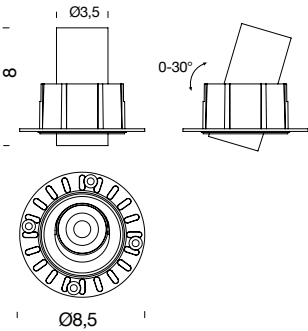
CUCÙ POP-UP HEY!





CUCÙ DRIVER

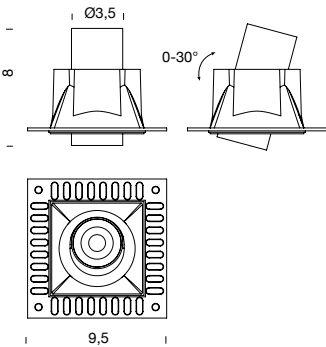
load	input voltage	current	max power	Setting	switching	IP	dimensions cm	code
for 1 cucù	220-240V	150mA*	6,9W	Yes	ON/OFF	20	13,8x3x2,2	WPSUST150-500
for 1 spot	220-240V	150mA*	6,3W	Yes	TRIAC	20	11x3x2,2	WPSTST120-350
for 1 spot	220-240V	150mA*	6,3W	Yes	1-10V	20	11x3x2,2	WPS1ST120-350
for 1 spot	200-240V	150mA*	6,7W	Yes	DALI	20	11x3x2,2	WPSDST120-300
for 1 spot	200-240V	150mA*	7,8W	Yes	CASAMBI	20	9,7x4,3x3	WPSCST150-700
note	*to be settetd							



CUCÙ ROUND

current	max power	source	flux	optic	CRI	switching	mounting	CCT	finish	code
150mA	6W	1x COB	450lm	38°	90	according to driver	recessed trimless	2700K	white	MCUR2101759DBO
150mA	6W	1x COB	450lm	38°	90	according to driver	recessed trimless	2700K	black	MCUR2101759DNE
150mA	6W	1x COB	480lm	38°	90	according to driver	recessed trimless	3000K	white	MCUR2101759WBO
150mA	6W	1x COB	480lm	38°	90	according to driver	recessed trimless	3000K	black	MCUR2101759WNE
note driver not included (more specifications on p.222), orientable spot, trimless recessed hole Ø 60mm, cable length 0,25m										

CE UK CA IP20



CUCÙ SQUARE

current	max power	source	flux	optic	CRI	switching	mounting	CCT	finish	code
150mA	6W	1x COB	450lm	38°	90	according to driver	recessed trimless	2700K	white	MCUS2101759DBO
150mA	6W	1x COB	450lm	38°	90	according to driver	recessed trimless	2700K	black	MCUS2101759DNE
150mA	6W	1x COB	480lm	38°	90	according to driver	recessed trimless	3000K	white	MCUS2101759WBO
150mA	6W	1x COB	480lm	38°	90	according to driver	recessed trimless	3000K	black	MCUS2101759WNE
note driver not included (more specifications on p.222), orientable spot, trimless recessed hole 65x65mm, cable length 0,25m										

CE UK CA IP20



matte black finish



matte black finish



note driver not included, orientable spot, recessed hole Ø85mm, cable length 0,9m

black finish

white finish

[illegible]



OUTDOOR





MINIFLUX



MINIFLUX

IT

MINIFLUX è una famiglia di sistemi lineari modulari ideali per applicazioni in esterni, adatta ad un'illuminazione d'accento, decorativa e di segnalazione. MINIFLUX è composto da un corpo in profilato in alluminio su cui è posizionata una LED strip 24V DC ad alta emissione. Il sistema si completa con un diffusore cilindrico in polycarbonato trasparente o opale, per un'emissione omogenea della luce. Il fissaggio avviene tramite staffe in polycarbonato che permettono l'orientabilità del prodotto. La famiglia è proposta in diverse lunghezze e temperature colore. Per soddisfare particolari necessità progettuali, sono disponibili a richiesta dimensioni su misura. Miniflux è qui presentato anche nella nuova versione GARDEN, dedicato ad un'applicazione in esterni e con fissaggio nel terreno. È orientabile e, se completato con un apposito anello accessorio, inclinabile rispetto al piano. MINIFLUX GARDEN rappresenta così una soluzione luminosa e allo stesso tempo decorativa.

EN

MINIFLUX is a family of modular linear systems for outdoor applications, suitable for decorative, accent and signalization lighting. Composed of a high-emission LED strip (24V DC) in an aluminium profile and a transparent or opal polycarbonate cylindrical diffuser for a homogeneous emission of light. Installation realised through polycarbonate clips, which allow light adjustments. Available in numerous length and colour temperatures. Bespoke length dimensions are available on request to meet special design requirements. A new GARDEN version of Miniflux is also available for outdoor and ground-mounted applications. It is adjustable and, when fitted with a special accessory ring, can be tilted from the ground. MINIFLUX GARDEN represents a bright and at the same time decorative solution.

DE

MINIFLUX ist eine Kollektion modularer linearer Systeme für die Innen- und Außenbeleuchtung, die sich vor allem für dekorative, Akzent- und Signal-Beleuchtung eignet. MINIFLUX besteht aus einem hochemittierenden LED-Streifen (24V DC) in einem Aluminiumprofil und einem zylindrischen Diffusor aus transparentem oder opalem Polycarbonat für eine homogene Lichtabstrahlung. Die Installation erfolgt über Polycarbonat-Clips, die die freie Ausrichtung bei der Installation des Leuchtkörpers ermöglichen. In zahlreichen Längen und Farbtemperaturen erhältlich. Auf Anfrage sind auch kundenspezifische Abmessungen erhältlich, um spezielle Designanforderungen zu erfüllen. Die neue GARDEN-Version von Miniflux ist für den Außeneinsatz konzipiert und wird am Boden befestigt. Sie ist drehbar und kann dank eines speziellen Zubehörrings zum Boden hin geneigt werden. MINIFLUX GARDEN ist eine helle und dekorative Lösung.

FR

MINIFLUX est une famille de systèmes linéaires modulaires idéaux pour les applications extérieures, adaptés à l'éclairage d'accentuation, décoratif et signalétique. MINIFLUX est composé d'un corps en profilé d'aluminium sur lequel est positionnée une bande LED 24V DC à haute émission. Le système est complété par un diffuseur cylindrique en polycarbonate transparent ou opale, pour une émission lumineuse homogène. La fixation s'effectue via des équerres en polycarbonate qui permettent d'orienter le produit. La famille est proposée en différentes longueurs et températures de couleur. Pour satisfaire des besoins de conception particuliers, des dimensions personnalisées sont disponibles sur demande. Miniflux est également présenté ici dans la nouvelle version GARDEN, dédiée à une application extérieure et avec fixation au sol. Il est orientable et, si complété par un anneau accessoire spécial, inclinable par rapport à la surface. MINIFLUX GARDEN représente ainsi une solution à la fois lumineuse et décorative.





MINIFLUX TRANSPARENT

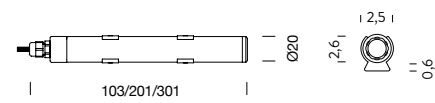
version	voltage	max power	source	flux	optic	CRI	switching	mounting	CCT	finish	code
1m Ø16	24V DC	14,5W	LED strip	1500lm	120°	90	acc. to driver	ceiling/wall	2700K	transparent	BBOK0910041DPC
1m Ø16	24V DC	14,5W	LED strip	1600lm	120°	90	acc. to driver	ceiling/wall	3000K	transparent	BBOK0910041WPC
1m Ø16	24V DC	14,5W	LED strip	1880lm	120°	90	acc. to driver	ceiling/wall	4000K	transparent	BBOK0910041NPC
1m Ø16	24V DC	14,5W	LED strip	1360lm	asymmetric	90	acc. to driver	ceiling/wall	2700K	transparent	BBOK0910241DPC
1m Ø16	24V DC	14,5W	LED strip	1430lm	asymmetric	90	acc. to driver	ceiling/wall	3000K	transparent	BBOK0910241WPC
1m Ø16	24V DC	14,5W	LED strip	1660lm	asymmetric	90	acc. to driver	ceiling/wall	4000K	transparent	BBOK0910241NPC
2m Ø16	24V DC	29W	LED strip	3000lm	120°	90	acc. to driver	ceiling/wall	2700K	transparent	BBOK0920041DPC
2m Ø16	24V DC	29W	LED strip	3200lm	120°	90	acc. to driver	ceiling/wall	3000K	transparent	BBOK0920041WPC
2m Ø16	24V DC	29W	LED strip	3760lm	120°	90	acc. to driver	ceiling/wall	4000K	transparent	BBOK0920041NPC
2m Ø16	24V DC	29W	LED strip	2720lm	asymmetric	90	acc. to driver	ceiling/wall	2700K	transparent	BBOK0920241DPC
2m Ø16	24V DC	29W	LED strip	2860lm	asymmetric	90	acc. to driver	ceiling/wall	3000K	transparent	BBOK0920241WPC
2m Ø16	24V DC	29W	LED strip	3320lm	asymmetric	90	acc. to driver	ceiling/wall	4000K	transparent	BBOK0920241NPC
3m Ø16	24V DC	42W	LED strip	4500lm	120°	90	acc. to driver	ceiling/wall	2700K	transparent	BBOK0930041DPC
3m Ø16	24V DC	42W	LED strip	4800lm	120°	90	acc. to driver	ceiling/wall	3000K	transparent	BBOK0930041WPC
3m Ø16	24V DC	42W	LED strip	5640lm	120°	90	acc. to driver	ceiling/wall	4000K	transparent	BBOK0930041NPC
3m Ø16	24V DC	42W	LED strip	4080lm	asymmetric	90	acc. to driver	ceiling/wall	2700K	transparent	BBOK0930241DPC
3m Ø16	24V DC	42W	LED strip	4290lm	asymmetric	90	acc. to driver	ceiling/wall	3000K	transparent	BBOK0930241WPC
3m Ø16	24V DC	42W	LED strip	4980	asymmetric	90	acc. to driver	ceiling/wall	4000K	transparent	BBOK0930241NPC
MINIFLUX TRANSPARENT Ø20											
1m Ø20	24V DC	20W	LED strip	2600lm	120°	80	acc. to driver	ceiling/wall	3000K	transparent	BBOK0910015WPC
1m Ø20	24V DC	20W	LED strip	2890lm	120°	80	acc. to driver	ceiling/wall	4000K	transparent	BBOK0910015NPC
2m Ø20	24V DC	40W	LED strip	5200lm	120°	80	acc. to driver	ceiling/wall	3000K	transparent	BBOK0920015WPC
2m Ø20	24V DC	40W	LED strip	5780lm	120°	80	acc. to driver	ceiling/wall	4000K	transparent	BBOK0920015NPC
3m Ø20	24V DC	60W	LED strip	7800lm	120°	80	acc. to driver	ceiling/wall	3000K	transparent	BBOK0930015WPC
3m Ø20	24V DC	60W	LED strip	8670lm	120°	80	acc. to driver	ceiling/wall	4000K	transparent	BBOK0930015NPC
note		clip included, driver and other accessory not included (more specifications on p.237), cable length 2m									
customizations		CCT 2700K, tube length									

CE UK CA IP65



transparent finish

MINIFLUX OPAL Ø20



MINIFLUX OPAL

version	voltage	max power	source	flux	optic	CRI	switching	mounting	CCT	finish	code
1m Ø20	24V DC	15W	LED strip	905lm	diffuse orientable	97	acc. to driver	ceiling/wall	3000K	opal white	BBOK0910G26WPO
1m Ø20	24V DC	15W	LED strip	1005lm	diffuse orientable	94	acc. to driver	ceiling/wall	4000K	opal white	BBOK0910G26NPO
2m Ø20	24V DC	30W	LED strip	1800lm	diffuse orientable	97	acc. to driver	ceiling/wall	3000K	opal white	BBOK0920G26WPO
2m Ø20	24V DC	30W	LED strip	2000lm	diffuse orientable	94	acc. to driver	ceiling/wall	4000K	opal white	BBOK0920G26NPO
3m Ø20	24V DC	45W	LED strip	2700lm	diffuse orientable	97	acc. to driver	ceiling/wall	3000K	opal white	BBOK0930G26WPO
3m Ø20	24V DC	45W	LED strip	3000lm	diffuse orientable	94	acc. to driver	ceiling/wall	4000K	opal white	BBOK0930G26NPO
note		clip included, driver and other accessory not included (more specifications on p.237), cable length 2m									
customizations		CCT 2700K, tube length									

CE UK CA IP65



opal white finish







MINIFLUX TRANSPARENT

MINIFLUX TRANSPARENT Ø16 RGB											
version	voltage	max power	source	flux	optic	CRI	switching	mounting	CCT	finish	code
1m Ø16 RGB	24V DC	15W	LED strip	/	120°	90	acc. to driver	ceiling/wall	RGB	transparent	BBOK09100665PC
2m Ø16 RGB	24V DC	30W	LED strip	/	120°	90	acc. to driver	ceiling/wall	RGB	transparent	BBOK09200665PC
3m Ø16 RGB	24V DC	45W	LED strip	/	120°	90	acc. to driver	ceiling/wall	RGB	transparent	BBOK09300665PC
MINIFLUX TRANSPARENT Ø20 RGBW											
1m Ø20 RGBW	24V DC	15W	LED strip	/	120°	90	acc. to driver	ceiling/wall	RGB+2400K	transparent	BBOK09100728PC
2m Ø20 RGBW	24V DC	30W	LED strip	/	120°	90	acc. to driver	ceiling/wall	RGB+2400K	transparent	BBOK09200728PC
3m Ø20 RGBW	24V DC	45W	LED strip	/	120°	90	acc. to driver	ceiling/wall	RGB+2400K	transparent	BBOK09300728PC
note		clip included, driver and other accessory not included (more specifications on p.237), cable length 2m									
customizations		tube length									

CE UK CA IP65



Miniflux transparent Ø16 RGB

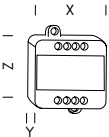
Miniflux transparent Ø20 RGBW

MINIFLUX DRIVER

input voltage	output voltage	max power	switching	IP	dimensions cm	code
220/240V	24VDC	20W	ON/OFF	20	10,3x3,5x1,6	WPSU20W24V
110/240V	24VDC	25W	ON/OFF	67	14,8x4x3,2	WPSU25W24VIP
220/240V	24VDC	60W	ON/OFF	20	18x5,2x3	WPSU60W24V
90/305V	24VDC	60W	ON/OFF	67	16,3x4,3x3,2	WPSU60W24VIP
110/240V	24VDC	75W	ON/OFF	67	14x6,3x3,2	WPSU75W24VIP
110/240V	24VDC	100W	ON/OFF	67	14x6,3x3,2	WPSU100W24VIP
220/240V	24VDC	120W	ON/OFF	20	30x4x3	WPSU120W24V
110/240V	24VDC	150W	ON/OFF	67	18x6,3x3,5	WPSU150W24VIP
220/240V	24VDC	150W	ON/OFF	20	17,9x6,2x3	WPSU150W24V
110/240V	24VDC	240W	ON/OFF	67	24,4x7,1x3,8	WPSU240W24VIP
200/240V	24VDC	250W	ON/OFF	20	19,5x6,7x3,2	WPSU250W24V
220/240V	24VDC	75W	TRIAC	20	21,2x5,4x3,3	WPST75W24V
220/240V	24VDC	60W	DALI2/PUSH	20	36,1x3x2,1	WPSD60W24V
110/240V	24VDC	120W	DALI2	67	19,1x6,3x3,8	WPSD120W24VIP
220/240V	24VDC	150W	DALI2/PUSH	20	35x3x2	WPSD150W24V

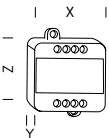
DIMMER INTERFACE

WIRED



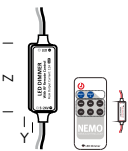
dimensions x,y,z	switching			code
4,4x5,7x2,5	240W	24V	0-10V 1-10V PUSH DALI*	WDIMDALIHP
note	*to combine with driver ON/OFF			

WIRELESS



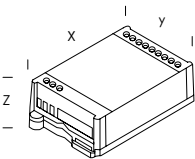
dimensions x,y,z	switching			code
4,4x5,7x2,5	CASAMBI PUSH*			WBLTSMART
note	*to combine with driver ON/OFF, on board (HOME version) or external mounting, iOS and Android compatible, set up by customer or by ILTI LUCE on commission			

REMOTE CONTROL KIT

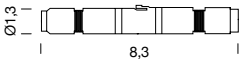


dimensions x,y,z	max power	voltage	switching	code
1,2x0,5x5	120W	5V - 24V	REMOTE	WDIMKITREM
note	mono channel dimmer for LED with RF (radio frequency) wireless remote control , to be used as dimming solution in place of specific wiring			

DIMMER INTERFACE LED STRIP RGB/RGBW



load	dimensions x,y,z	max power	voltage	switching	code
max 15m	8,7x5,3x2,7	240W	24V	CASAMBI	WSLAVECASCV4CH
max 15m	8,7x5,3x2,7	240W	24V	DALI	WSLAVEDALICV4CH
max 15m	8,7x5,3x2,7	240W	24V	DMX	WSLAVEDMXCV4CH
note	*to combine with driver ON/OFF				

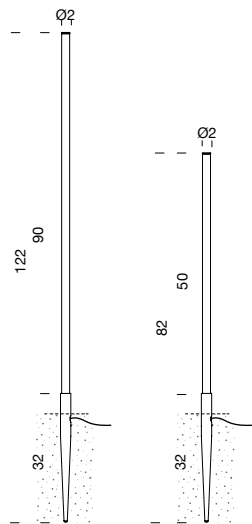


CONNECTORS KIT IP68

version	dimensions cm			code
max power 10A (2 poles)	Ø1,4x9			MRIGALIMIP68







MINIFLUX GARDEN

TRANSPARENT 1,22m

version	voltage	max power	source	flux	optic	CRI	switching	mounting	CCT	finish	code
1,22m	24V	14W	LED strip	830lm	120°	90	acc. to driver	ground	2700K	black	BMGT30122G26DAN
1,22m	24V	14W	LED strip	923lm	120°	90	acc. to driver	ground	3000K	black	BMGT30122G26WAN
1,22m	24V	14W	LED strip	1025lm	120°	90	acc. to driver	ground	4000K	black	BMGT30122G26NAN

TRANSPARENT 0,82M

version	voltage	max power	source	flux	optic	CRI	switching	mounting	CCT	finish	code
0,82m	24V	8W	LED strip	461lm	120°	90	acc. to driver	ground	2700K	black	BMGT30082G26DAN
0,82m	24V	8W	LED strip	512lm	120°	90	acc. to driver	ground	3000K	black	BMGT30082G26WAN
0,82m	24V	8W	LED strip	560lm	120°	90	acc. to driver	ground	4000K	black	BMGT30082G26NAN

note driver and other accessory not included, cable length 2m | optional drivers and dimmer interfaces on p.237

customizations tube length

CE UK CA IP67

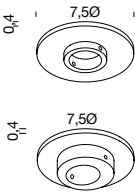


black finish



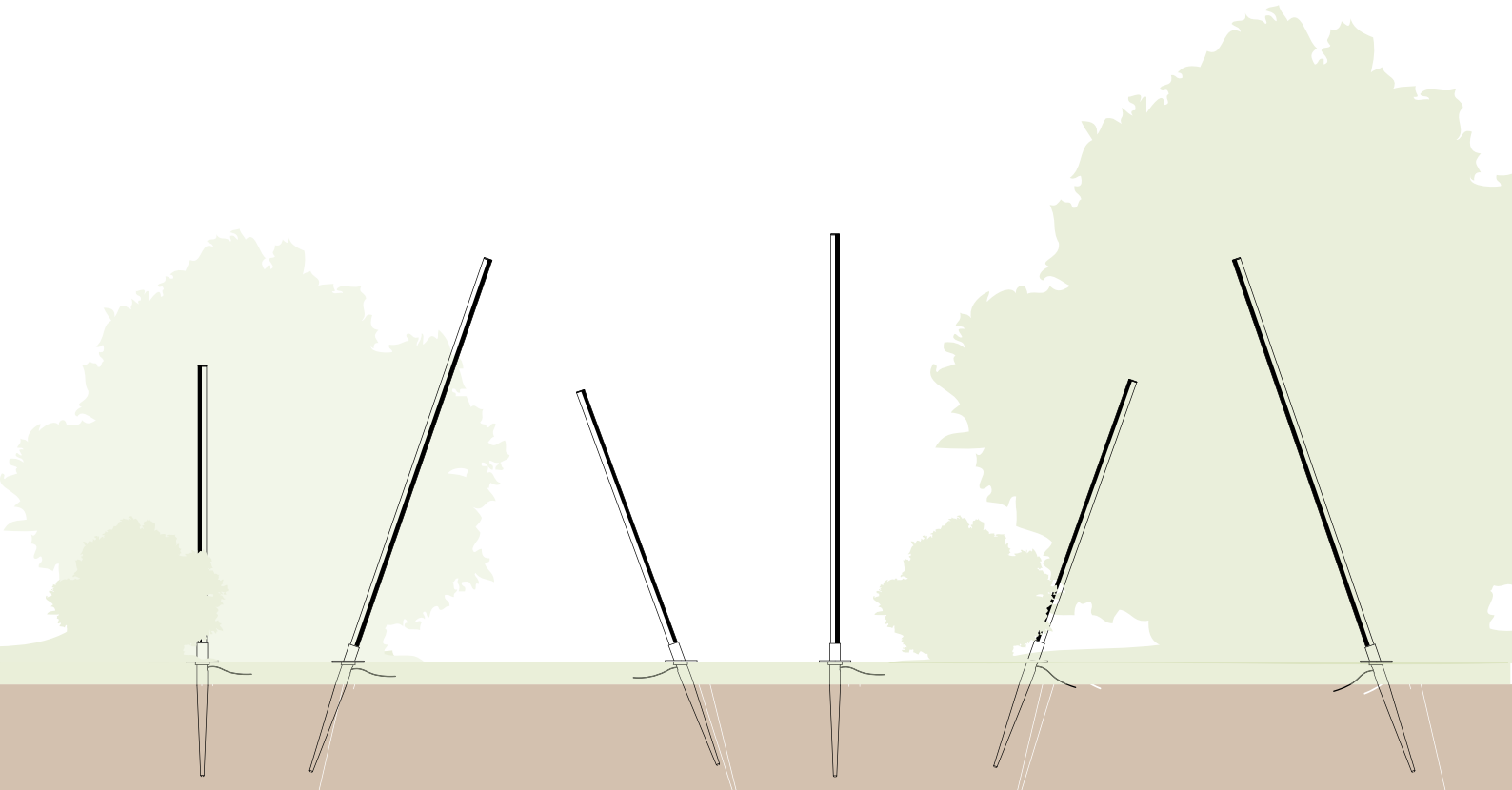
vertical installation


20° inclined installation



ACCESSORIES

version	dimensions cm	code
base for vertical installation	Ø7,5x0,4	BMFGBASEV
base for 20° inclined installation	Ø7,5x0,4	BMFGBASEI





RIGA



RIGA

IT

La gamma RIGA racchiude una selezione di LED strips flessibili per esterni, particolarmente adatta ad un'illuminazione decorativa e di segnalazione. La flessibilità del prodotto lo rendono perfetto anche per effetti di luce cove-lighting. Ogni RIGA è costituito da una LED strip 24V DC inguainata in un profilo in PVC bianco e incapsulato in una resina poliuretanica trasparente o opale, per un'emissione omogenea della luce. Grazie alle possibilità di curvatura del prodotto inoltre, RIGA OPAL permette un'emissione luminosa laterale, frontale o multi-direzionale. La collezione RIGA è proposta in differenti lunghezze e temperature colore. Il fissaggio avviene tramite staffette (incluse). È estremamente resistente agli agenti atmosferici e con un eccellente grado di stabilità, se esposta a raggi UV.

EN

RIGA is a selection of flexible LED strips for outdoor, particularly suitable for decorative and signaling lighting. Product flexibility makes it perfect for cove lighting effects. Each RIGA consists of a 24V DC LED strip sheathed in a white PVC profile and encapsulated in a transparent or opal polyurethane resin for homogeneous light emission. The bending possibilities allow RIGA OPAL to provide lateral, frontal, or multi-directional light emission. RIGA collection is available in different length and color temperatures. It is fixed by means of brackets (included). It is extremely weather-resistant and has an excellent degree of stability when exposed to UV radiation.

DE

Die RIGA-Kollektion besteht aus flexiblen LED-Streifen für den Außenbereich, die sich besonders für dekorative und Signal-Beleuchtung eignen. RIGA bestehen aus 24V DC LED-Streifen in einem weißen PVC-Profil und ist transparentem oder opalem Polyurethanharz versiegelt, somit witterungsbeständig und mit einem hervorragendem Schutz gegen UV-Strahlen. Die verschiedenen Versionen des RIGA OPAL mit seitlicher, frontaler oder multi-direktionaler Lichtausstrahlung sind biegebar und passen sich je nach Projektanforderungen gut an. Die RIGA-Kollektion ist in verschiedenen Längen und Farbtemperaturen erhältlich. Befestigungsklammern für die Installation sind im Lieferumfang enthalten. Die Installation kann mit Halterungen (im Lieferumfang enthalten) erfolgen.

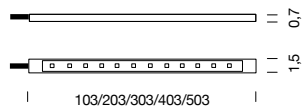
FR

La gamme RIGA comprend une sélection de bandes LED flexibles pour l'extérieur, particulièrement adaptée à l'éclairage décoratif et de signalisation. La flexibilité du produit le rend également parfait pour les effets d'éclairage de voutes. Chaque RIGA est constitué d'une bande LED 24V DC gainée d'un profilé PVC blanc et encapsulée dans une résine polyuréthane transparente ou opale, pour une émission lumineuse homogène. De plus, grâce à la possibilité de cintrer le produit, RIGA OPAL permet une émission de lumière latérale, frontale ou multidirectionnelle. La collection RIGA est proposée en différentes longueurs et températures de couleur. La fixation se fait à l'aide d'équerres (incluses). Il est extrêmement résistant aux agents atmosphériques et présente un excellent degré de stabilité face aux rayons UV.



Riga Transparent .
Musée départemental de la Préhistoire, Nemours


TRANSPARENT



BRACKETS (included)



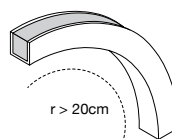
OPAL



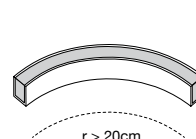
TRANSPARENT BRACKETS (included)



RIGA OPAL FRONT LIGHT



RIGA OPAL SIDE LIGHT



RIGA

RIGA TRANSPARENT

version	voltage/ current	max power	source	flux	optic	CRI	switching	mounting	CCT	finish	code
1m	24VDC	9,6W	flex LED strip	1400lm	direct 120°	85	acc.to driver	ceiling/wall	2700K	white	MRIG0910035DRE
2m	24VDC	19,2W	flex LED strip	2800lm	direct 120°	85	acc.to driver	ceiling/wall	2700K	white	MRIG0920035DRE
3m	24VDC	28,8W	flex LED strip	4200lm	direct 120°	85	acc.to driver	ceiling/wall	2700K	white	MRIG0930035DRE
4m	24VDC	38,4W	flex LED strip	5600lm	direct 120°	85	acc.to driver	ceiling/wall	2700K	white	MRIG0940035DRE
5m	24VDC	48W	flex LED strip	7000lm	direct 120°	85	acc.to driver	ceiling/wall	2700K	white	MRIG0950035DRE
1m	24VDC	14W	flex LED strip	500lm	direct 120°		acc.to driver	ceiling/wall	RGB	white	MRIG09100665RE
2m	24VDC	29W	flex LED strip	1000lm	direct 120°		acc.to driver	ceiling/wall	RGB	white	MRIG09200665RE
3m	24VDC	43W	flex LED strip	1500lm	direct 120°		acc.to driver	ceiling/wall	RGB	white	MRIG09300665RE
4m	24VDC	57W	flex LED strip	2000lm	direct 120°		acc.to driver	ceiling/wall	RGB	white	MRIG09400665RE
5m	24VDC	72W	flex LED strip	2500lm	direct 120°		acc.to driver	ceiling/wall	RGB	white	MRIG09500665RE
RIGA OPAL											
1m- front light	24VDC	9,6W	flex LED strip	510lm	diffused	85	acc.to driver	ceiling/wall	3000K	white	MRIG0910G35WFL
1m- side light	24VDC	9,6W	flex LED strip	510lm	diffused	85	acc.to driver	ceiling/wall	3000K	white	MRIG0910G35WSL
1m- front light	24VDC	9,6W	flex LED strip	600lm	diffused	85	acc.to driver	ceiling/wall	4000K	white	MRIG0910G35NFL
1m- side light	24VDC	9,6W	flex LED strip	600lm	diffused	85	acc.to driver	ceiling/wall	4000K	white	MRIG0910G35NSL
2m- front light	24VDC	19,2W	flex LED strip	1020lm	diffused	85	acc.to driver	ceiling/wall	3000K	white	MRIG0920G35WFL
2m- side light	24VDC	19,2W	flex LED strip	1020lm	diffused	85	acc.to driver	ceiling/wall	3000K	white	MRIG0920G35WSL
2m- frontlight	24VDC	19,2W	flex LED strip	1200lm	diffused	85	acc.to driver	ceiling/wall	4000K	white	MRIG0920G35NFL
2m- side light	24VDC	19,2W	flex LED strip	1200lm	diffused	85	acc.to driver	ceiling/wall	4000K	white	MRIG0920G35NSL
3m- front light	24VDC	28,8W	flex LED strip	1530lm	diffused	85	acc.to driver	ceiling/wall	3000K	white	MRIG0930G35WFL
3m- side light	24VDC	28,8W	flex LED strip	1530lm	diffused	85	acc.to driver	ceiling/wall	3000K	white	MRIG0930G35WSL
3m- front light	24VDC	28,8W	flex LED strip	1800lm	diffused	85	acc.to driver	ceiling/wall	4000K	white	MRIG0930G35NFL
3m- side light	24VDC	28,8W	flex LED strip	1800lm	diffused	85	acc.to driver	ceiling/wall	4000K	white	MRIG0930G35NSL
4m- front light	24VDC	38,4W	flex LED strip	2040lm	diffused	85	acc.to driver	ceiling/wall	3000K	white	MRIG0940G35WFL
4m- side light	24VDC	38,4W	flex LED strip	2040lm	diffused	85	acc.to driver	ceiling/wall	3000K	white	MRIG0940G35WSL
4m- front light	24VDC	38,4W	flex LED strip	2400lm	diffused	85	acc.to driver	ceiling/wall	4000K	white	MRIG0940G35NFL
4m- side light	24VDC	38,4W	flex LED strip	2400lm	diffused	85	acc.to driver	ceiling/wall	4000K	white	MRIG0940G35NSL
5m- front light	24VDC	48W	flex LED strip	2550lm	diffused	85	acc.to driver	ceiling/wall	3000K	white	MRIG0950G35WFL
5m- side light	24VDC	48W	flex LED strip	2550lm	diffused	85	acc.to driver	ceiling/wall	3000K	white	MRIG0950G35WSL
5m- front light	24VDC	48W	flex LED strip	3000lm	diffused	85	acc.to driver	ceiling/wall	4000K	white	MRIG0950G35NFL
5m- side light	24VDC	48W	flex LED strip	3000lm	diffused	85	acc.to driver	ceiling/wall	4000K	white	MRIG0950G35NSL
note	driver not included (more specifications on p.237), cable length 2m										
customizations	body length, CCT 2700K										



riga opal front light



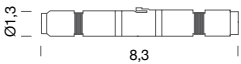
riga opal side light



riga transparent

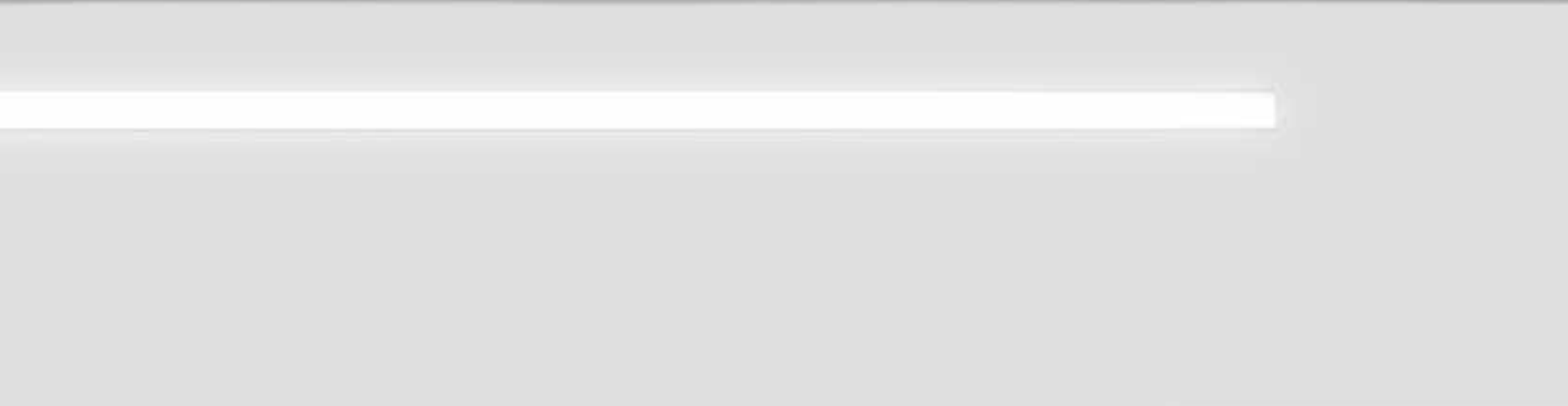
RIGA DRIVER

input voltage	output voltage	max power	switching	IP	dimensions cm	code
220/240V	24VDC	20W	ON/OFF	20	13x3,5x1,6	WPSU20W24V
220/240V	24VDC	25W	ON/OFF	67	14,8x4x3,2	WPSU25W24VIP
220/240V	24VDC	60W	ON/OFF	20	18x5,2x3	WPSU60W24V
90/305V	24VDC	60W	ON/OFF	67	17,2x5,3x3,7	WPSU60W24VIP
110/240V	24VDC	75W	ON/OFF	67	14x6,3x3,2	WPSU75W24VIP
110/240V	24VDC	100W	ON/OFF	67	14x6,3x3,2	WPSU100W24VIP
220/240V	24VDC	120W	ON/OFF	20	30x4x3	WPSU120W24V
220/240V	24VDC	150W	ON/OFF	67	18x6,3x3,5	WPSU150W24VIP
220/240V	24VDC	150W	ON/OFF	20	17,9x6,2x3	WPSU150W24V
100/305V	48VDC	240W	ON/OFF	67	22x6,5x3,5	WPSU240W48VIP
220/240V	24VDC	240W	ON/OFF	67	24,4x7,1x3,8	WPSU240W24VIP
220/240V	24VDC	250W	ON/OFF	20	19,5x6,7x3,2	WPSU250W24V
180/240V	24VDC	30W	TRIAC	20	10,7x4x2,2	WPST30W24V
220/240V	24VDC	75W	TRIAC	20	21,2x5,4x3,3	WPST75W24V
100/240V	24VDC	30W	DALI	20	10,7x4x2,2	WPSD30W24V
220/240V	24VDC	60W	DALI2/PUSH	20	36,1x3x2,1	WPSD60W24V
110/240V	24VDC	120W	DALI2	67	19,1x6,3x3,8	WPSD120W24VIP
220/240V	24VDC	150W	DALI2/PUSH	20	35x3x3	WPSD150W24V

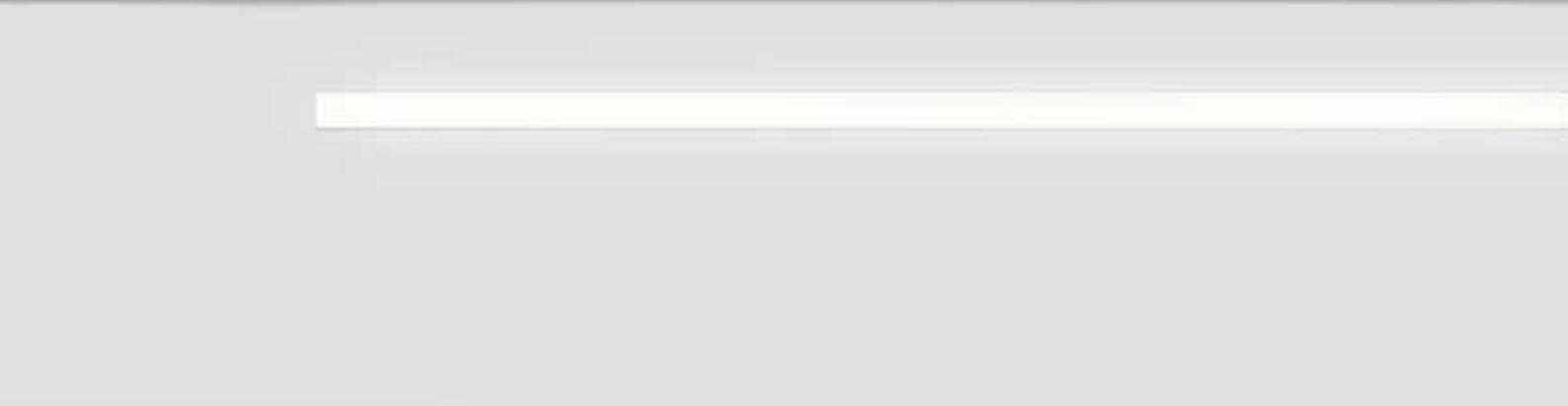


CONNECTORS KIT IP68

version	dimensions cm	code
max power 10A (2 poles)	Ø1,4x9	MRIGALIMIP68



WALKLINE



WALKLINE

IT

WALKLINE è un sistema lineare di illuminazione a LED 24V DC che trova la sua principale applicazione in ambienti outdoor laddove vi è una necessità di segnalazione o decorazione. Viene proposto in differenti lunghezze e temperature colore. È dimmerabile 1-10V, DALI o DMX ed il fissaggio avviene tramite cassaforma a pavimento inclusa. WALKLINE e WALKLINE WALL-WASHER hanno un elevato indice di resistenza: sono infatti entrambi calpestabili e carrabili e adatti rispettivamente ad un'emissione luminosa omogenea o wall-washer. La collezione si amplia inoltre con il nuovo WALKLINE FAÇADE, con ottica wallwasher 30° e destinato all'illuminazione di facciate. Grazie alle staffe incluse può essere orientato e posizionato sia a plafone, sia a pavimento.

EN

WALKLINE is a linear 24V DC LED lighting system that finds its main application in outdoor environments where signaling or decorative needs occur. Available in different length and color temperatures. It is dimmable 1-10V, DALI or DMX and is fixed by means of a floor box (included). WALKLINE and WALKLINE WALL-WASHER have a high resistance index. Both are walkable and drivable and suitable for homogeneous or wall washer light emission respectively. The collection is further extended by the new WALKLINE FAÇADE, with 30° wall washer optic and intended for façade lighting. Using the included brackets, it can be aligned and positioned either as a surface-mounted or floor mounted luminaire.

DE

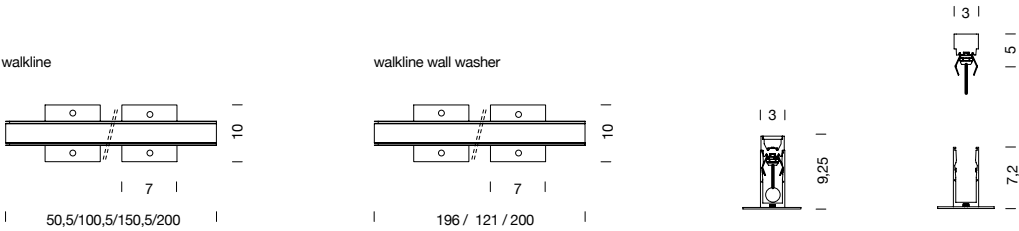
WALKLINE ist ein lineares 24-V-Gleichstrom-LED-Beleuchtungssystem, das vor allem in Außenbereichen eingesetzt wird, in denen eine wegeführende oder dekorative Beleuchtung erforderlich ist. Es wird in verschiedenen Längen und Farbtemperaturen angeboten. Es ist dimmbar mit 1-10V, DALI oder DMX und wird mit Hilfe einer mitgelieferten Bodendose montiert. WALKLINE und WALKLINE WALL-WASHER haben einen hohen Widerstandsindex: sie sind sowohl begehbar als auch befahrbar und eignen sich für homogene bzw. Wall-Washer-Lichtverteilung. Die Kollektion wird durch die neue WALKLINE FAÇADE mit 30°-Wandfluter-Optik erweitert, die für die Beleuchtung von Fassaden bestimmt ist. Dank der mitgelieferten Halterungen kann die Leuchte sowohl an der Decke als auch am Boden ausgerichtet und positioniert werden.

FR

WALKLINE est un système d'éclairage LED linéaire 24V DC qui trouve sa principale application dans les environnements extérieurs où il y a un besoin de signalisation ou de décoration. Il est proposé en différentes longueurs et températures de couleur. Il est dimmable 1-10V, DALI ou DMX et la fixation s'effectue via la box de réservation incluse. WALKLINE et WALKLINE WALL-WASHER ont un indice de résistance élevé : ils sont à la fois praticables et carrossables et adaptés à une émission de lumière respectivement homogène ou wall-washer. La collection est également élargie avec le nouveau WALKLINE FAÇADE, avec optique lèche-mur 30° et destinée à l'éclairage de façades. Grâce aux supports inclus, elle peut être orientée et positionnée aussi bien au plafond qu'au sol.



Walkline.
The cultural and sport center Wangari Maathai, Paris



WALKLINE

version	voltage	max power	source	flux	optic	CRI	switching	mounting	CCT	finish	code
0,5m	24VDC	7,5W	LED strip	325lm	diffused	90	according to driver	floor recessed	4000K	grey	BWLK0205G26NAA
0,5m	24VDC	7,5W	LED strip	325lm	diffused	90	according to driver	floor recessed	6000K	grey	BWLK0205G260AA
1m	24VDC	15W	LED strip	650lm	diffused	90	according to driver	floor recessed	4000K	grey	BWLK0210G26NAA
1m	24VDC	15W	LED strip	650lm	diffused	90	according to driver	floor recessed	6000K	grey	BWLK0210G260AA
1,5m	24VDC	22,5W	LED strip	975lm	diffused	90	according to driver	floor recessed	4000K	grey	BWLK0215G26NAA
1,5m	24VDC	22,5W	LED strip	975lm	diffused	90	according to driver	floor recessed	6000K	grey	BWLK0215G260AA
2m	24VDC	30W	LED strip	1300lm	diffused	90	according to driver	floor recessed	4000K	grey	BWLK0220G26NAA
2m	24VDC	30W	LED strip	1300lm	diffused	90	according to driver	floor recessed	6000K	grey	BWLK0220G260AA
note		driver not included (more specifications in the table below), 1-10V, DALI, DMX, Casambi, cable length 1m, certified 500kg static load, 3500kg dynamic load									
customizations		body length, CCT 2700K									

CE UK CA IP67 IK10



homogeneous light emission

WALKLINE WALL WASHER

version	voltage	max power	source	flux	optic	CRI	switching	mounting	CCT	finish	code
0,6m	24VDC	12W	LED strip	1030lm	asymmetric 45°	90	according to driver	floor recessed	3000K	grey	BWLK0206W52WAA
0,6m	24VDC	12W	LED strip	1144lm	asymmetric 45°	90	according to driver	floor recessed	4000K	grey	BWLK0206W52NAA
1,2m	24VDC	24W	LED strip	2060lm	asymmetric 45°	90	according to driver	floor recessed	3000K	grey	BWLK0209W52WAA
1,2m	24VDC	24W	LED strip	2288lm	asymmetric 45°	90	according to driver	floor recessed	4000K	grey	BWLK0209W52NAA
2m	24VDC	40W	LED strip	3433lm	asymmetric 45°	90	according to driver	floor recessed	3000K	grey	BWLK0220W52WAA
2m	24VDC	40W	LED strip	3815lm	asymmetric 45°	90	according to driver	floor recessed	4000K	grey	BWLK0220W52NAA
note		driver not included (more specifications on next page), cable length 1m, certified 500kg static load, 3500kg dynamic load									
customizations		body length									

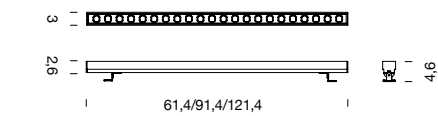
CE UK CA IP67 IK10



wall washer optic







WALKLINE FAÇADE

version	voltage	max power	source	flux	optic	CRI	switching	mounting	CCT	finish	code
0,6m	24VDC	11W	LED strip	1030lm	wall washer 30°	90	according to driver	surface	3000K	grey	BWLFS806452WAA
0,6m	24VDC	11W	LED strip	1144lm	wall washer 30°	90	according to driver	surface	4000K	grey	BWLFS806452NAA
0,9m	24VDC	16W	LED strip	2060lm	wall washer 30°	90	according to driver	surface	3000K	grey	BWLFS809452WAA
0,9m	24VDC	16W	LED strip	2228lm	wall washer 30°	90	according to driver	surface	4000K	grey	BWLFS809452NAA
1,2m	24VDC	22W	LED strip	3433lm	wall washer 30°	90	according to driver	surface	3000K	grey	BWLFS812452WAA
1,2m	24VDC	22W	LED strip	3815lm	wall washer 30°	90	according to driver	surface	4000K	grey	BWLFS812452NAA
note		driver not included, cable length 1m									
customizations		body length, CCT 2700K									

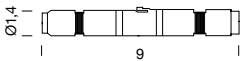
CE UKCA IP67 IK10



walkline façade

WALKLINE DRIVER

input voltage	output voltage	max power	switching	IP	dimensions cm	code
220/240V	24VDC	20W	ON/OFF	20	10,3x3,5x1,6	WPSU20W24V
110/240V	24VDC	25W	ON/OFF	67	14,8x4x3,2	WPSU25W24VIP
220/240V	24VDC	60W	ON/OFF	20	18x5,2x3	WPSU60W24V
90/305V	24VDC	60W	ON/OFF	67	16,3X4,3X3,2	WPSU60W24VIP
110/240V	24VDC	75W	ON/OFF	67	14x6,3x3,2	WPSU75W24VIP
110/240V	24VDC	100W	ON/OFF	67	14x6,3x3,2	WPSU100W24VIP
220/240V	24VDC	120W	ON/OFF	20	30x4x3	WPSU120W24V
110/240V	24VDC	150W	ON/OFF	67	18x6,3x3,5	WPSU150W24VIP
220/240V	24VDC	150W	ON/OFF	20	17,9x6,2x3	WPSU150W24V
110/240V	24VDC	240W	ON/OFF	67	24,4x7,1x3,8	WPSU240W24VIP
200/240V	24VDC	250W	ON/OFF	20	19,5x6,7x3,2	WPSU250W24V
220/240V	24VDC	75W	TRIAC	20	21,2x5,4x3,3	WPST75W24V
220/240V	24VDC	60W	DALI2/PUSH	20	36,1x3x2,1	WPSD60W24V
110/240V	24VDC	120W	DALI2	67	19,1x6,3x3,8	WPSD120W24VIP
220/240V	24VDC	150W	DALI2/PUSH	20	35x3x3	WPSD150W24V



CONNECTORS KIT IP68

version	dimensions cm	code
max power 10A (2 poles)	Ø1,4x9	MRIGALIMIP68

SLACKLINE IP67

IT

La famiglia SLACKLINE si completa con la versione IP67 dedicata ad un'illuminazione d'accento e di segnalazione in esterni. Caratterizzata da un design essenziale e dalla resinatura opale del nastro LED che garantisce il grado IP indicato, è proposta in differenti lunghezze e con due temperature colore. SLACKLINE IP67 rappresenta il prodotto ideale per realizzare soluzioni in linea continua, a fronte di specifiche necessità di progetto in esterni o in ambienti che richiedono un grado di protezione più elevato. Il fissaggio a soffitto avviene tramite staffette incluse.

EN

SLACKLINE family expands with the IP67 version dedicated to outdoor accent and signaling lighting. Characterized by an essential design and the opal resin coating of the LED ribbon that guarantees the indicated IP rating, it is offered in different length and with two color temperatures. SLACKLINE IP67 is the ideal product for continuous line solutions for outdoor projects or environments requiring a higher degree of protection. Ceiling mounting via brackets included.

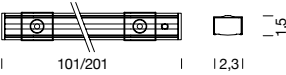
DE

Die SLACKLINE-Kollektion wird durch die IP67-Version vervollständigt, die für die Akzent- und Wegelbeleuchtung im Freien entwickelt ist. Sie zeichnet sich durch ein schlichtes Design und die Opalharzbeschichtung des LED-Bandes aus, die die angegebene IP-Schutzart garantiert, und wird in verschiedenen Längen und mit zwei Farbtemperaturen angeboten. SLACKLINE IP67 ist das ideale Produkt zur Realisierung von Lichtlinienlösungen für spezifische Projektanforderungen im Freien oder in Umgebungen, die einen höheren Schutzgrad erfordern. Sie wird mit Hilfe der mitgelieferten Halterungen an der Decke befestigt.

FR

La famille SLACKLINE est complétée par la version IP67 dédiée à l'éclairage extérieur ponctuel et de signalisation. Caractérisé par un design essentiel et le revêtement en résine opale du ruban LED garantissant le degré IP indiqué, Slackline est proposé en différentes longueurs et avec deux températures de couleur. SLACKLINE IP67 représente le produit idéal pour créer des solutions de ligne continue, répondant aux besoins spécifiques de projets en extérieur ou dans des environnements nécessitant un degré de protection plus élevé. La fixation au plafond s'effectue via les supports inclus.

CEILING



SLACKLINE IP67

version	voltage/current	max power	source	flux	optic	CRI	switching	mounting	CCT	finish	code
1m	24VDC	15W	LED strip	457lm	diffused	90	acc. to driver	surface	3000K	grey	BSLAS810G26WAA
1m	24VDC	15W	LED strip	540lm	diffused	90	acc. to driver	surface	4000K	grey	BSLAS810G26NAA
2m	24VDC	30W	LED strip	914lm	diffused	90	acc. to driver	surface	3000K	grey	BSLAS820G26WAA
2m	24VDC	30W	LED strip	1080lm	diffused	90	acc. to driver	surface	4000K	grey	BSLAS820G26NAA
note		driver not included (more specifications in the table below), cable length 0,5m									
customizations		CCT 2700K, body length									

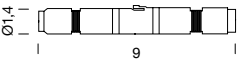
CE UK CA IP67



slackline IP67 ceiling


SLACKLINE IP67 DRIVER

input voltage	output voltage	max power	switching	IP	dimensions cm	code
110/240V	24VDC	25W	ON/OFF	67	14,8x4x3,2	WPSU25W24VIP
90/305V	24VDC	60W	ON/OFF	67	16,3x4,3x3,2	WPSU60W24VIP
110/240V	24VDC	75W	ON/OFF	67	14x6,3x3,2	WPSU75W24VIP
110/240V	24VDC	100W	ON/OFF	67	14x6,3x3,2	WPSU100W24VIP
110/240V	24VDC	120W	DALI2	67	19,1x6,3x3,8	WPSD120W24VIP
110/240V	24VDC	150W	ON/OFF	67	18x6,3x3,5	WPSU150W24VIP
200/240V	24VDC	240W	ON/OFF	67	24,4x7,1x3,8	WPSU240W24VIP




CONNECTORS KIT IP68

version	dimensions cm	code
max power 10A (2 poles)	Ø1,4x9	MRIGALIMIP68



LUX



LUX

IT

La gamma LUX racchiude una selezione di spots dalle ridotte dimensioni ed alte performance, dedicati alle applicazioni in esterni. A seconda del tipo di fissaggio e della tipologia di illuminazione necessaria, la collezione LUX propone spots realizzati in alluminio anodizzato e ottone cromato satinato, ad incasso (C e R anche nella sua versione IP68) e con fissaggio esterno (S, W e GARDEN). Gli spots sono disponibili con differenti potenze, finiture, temperature colore, fasci ottici e sono dimmerabili 1-10V e DALI.

La versione LUX GARDEN è orientabile e regolabile nell'installazione outdoor nel terreno, grazie ad un'apposita asticella. Il faretto scorre sull'asta permettendone il posizionamento a piacere.

LUX W è una famiglia di spots con fissaggio a parete dedicata all'illuminazione d'accento e decorativa di facciate. La collezione è realizzata in alluminio anodizzato con finitura naturale o nero. LUX W è proposto con emissione luminosa singola e doppia ed è disponibile con due diverse temperature colore e fasci ottici. Il corpo degli spots è orientabile in fase di installazione e permette quindi di direzionare l'emissione di luce a piacere. L'indice di resa cromatica è maggiore di 90 e il fissaggio a parete avviene tramite una base che contiene l'alimentatore.

All'interno della collezione è presente anche WALKBY, una famiglia di lampade ad incasso a parete proposte in due dimensioni e potenze. Corpo in alluminio con finitura dark grey e ottica asimmetrica arretrata, per garantire un'emissione omogenea ed una perfetta illuminazione decorativa e di segnalazione. Il fissaggio avviene tramite cassaforma in materiale plastico inclusa. Alimentatore integrato.

EN

LUX range includes a selection of small, high performance spotlights for outdoor applications. According to fixing and lighting needs, LUX collection offers spots in anodized aluminum and satin chrome plated brass, recessed (C and R also in its IP68 version) and with external fixing (S, W and GARDEN). Spotlights are available with different wattages, finishes, color temperatures, optical beams and are 1-10V and DALI dimmable. The LUX GARDEN version is swiveling and adjustable for outdoor installation in the ground. Using a special rod, the spotlight slides, to allow it to be positioned as desired.

LUX W is a family of wall mounted spots for accent and decorative lighting of façades. The collection is made of anodized aluminum with natural or black finish. LUX W is offered with single and double light emission and is available with two different color temperatures and light beams. The body of the spots can be swiveled during installation, allowing the light emission to be directed as desired. The color rendering index is greater than 90 and wall mounting is via a base that contains the driver.

The collection also includes WALKBY, a family of recessed wall lamps offered in two sizes and wattages. Aluminum body with dark grey finish and asymmetrical optics set back to ensure homogeneous emission and perfect decorative and signaling lighting. Fixing is by means of a plastic formwork (included). Integrated driver.

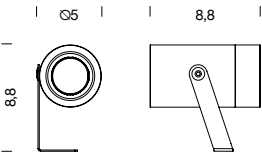
DE

Die Kollektion LUX umfasst eine Auswahl an kleinen, leistungsstarken Strahlern für den Außenbereich. Je nach Befestigungsart und Beleuchtungsbedarf bietet die LUX-Kollektion Strahler aus eloxiertem Aluminium und satiniertem, verchromtem Messing, für den Einbau (C und R auch in der IP68-Version) und mit Aufbaumontage (S, W und GARDEN). Die Strahler sind in verschiedenen Wattagen, Ausführungen, Farbtemperaturen und Lichtkegeln erhältlich und können mit 1-10V und DALI gedimmt werden. Die Version LUX GARDEN ist schwenk- und verstellbar für die Montage auf dem Boden. Mit Hilfe einer speziellen Stange lässt sich der Strahler verschieben und kann so nach Belieben positioniert werden. LUX W ist eine Familie von Außenwandleuchten für die Akzent- und Ambientebeleuchtung von Fassaden. Die Kollektion ist aus eloxiertem Aluminium, lieferbar in alu-natur oder schwarz. LUX W wird mit einfachem und doppeltem Lichtaustritt angeboten und ist mit zwei verschiedenen Farbtemperaturen und Lichtkegeln erhältlich. Das Gehäuse der Strahler kann bei der Installation geschwenkt werden, so dass der Lichtaustritt nach Wunsch ausgerichtet werden kann. Der Farbwiedergabeindex ist größer als 90 und die Wandmontage erfolgt über einen Sockel, der das Vorschaltgerät enthält.

Die Kollektion umfasst auch WALKBY, eine Familie von Wandeinbauleuchten, die in zwei Größen und Wattagen angeboten werden. Das Gehäuse aus Aluminium mit dunkelgrauer Oberfläche und asymmetrischer, zurückgesetzter Optik sorgt für eine homogene Abstrahlung und eine perfekte dekorative und architektonische Beleuchtung. Die Befestigung erfolgt mit einer mitgelieferten Einbaugehäuse. Integriertes Vorschaltgerät.

FR

La gamme LUX comprend une sélection de spots de petites dimensions et hautes performances, dédiés aux applications extérieures. Selon le type de fixation et le type d'éclairage souhaité, la collection LUX propose des spots en aluminium anodisé et en laiton chromé satiné encastrés (C et R également dans sa version IP68) et avec fixation externe (S, W et GARDEN). Les spots sont disponibles avec différentes puissances, finitions, températures de couleur, faisceaux optiques et sont dimmables 1-10V et DALI. La version LUX GARDEN est orientable et réglable pour une installation extérieure dans le sol, grâce à une tige spéciale. Le spot coulisse sur la tige permettant de le positionner selon vos envies. LUX W est une famille de spots muraux dédiée à l'éclairage ponctuel et décoratif des façades. La collection est réalisée en aluminium anodisé avec une finition naturelle ou noire. LUX W est proposé avec une émission lumineuse simple et double et est disponible avec deux températures de couleur et faisceaux optiques différents. Le corps des spots est orientable lors de l'installation et permet donc d'orienter l'émission lumineuse comme vous le souhaitez. L'indice de rendu des couleurs est supérieur à 90 et la fixation murale s'effectue via un socle qui contient l'alimentation. La collection comprend également WALKBY, une famille d'appliques murales encastrées disponibles en deux tailles et puissances. Corps en aluminium avec finition gris foncé et optique asymétrique encastrée, pour garantir une émission homogène et un éclairage décoratif et de signalisation parfait. La fixation s'effectue via le boîtier de réservation fourni. Alimentation intégrée.



LUX SPOT 4,2W

current	max power	source	flux	optic	CRI	switching	mounting	CCT	finish	code
350mA	4,2W	1x LED	366lm	17°	90	according to driver	floor	3000K	grey	BLUS1801N21WAA
350mA	4,2W	1x LED	372lm	46°	90	according to driver	floor	3000K	grey	BLUS1801F21WAA
350mA	4,2W	1x LED	366lm	17°	90	according to driver	floor	4000K	grey	BLUS1801N21NAA
350mA	4,2W	1x LED	372lm	46°	90	according to driver	floor	4000K	grey	BLUS1801F21NAA
350mA	4,2W	1x LED	366lm	17°	90	according to driver	floor	3000K	black	BLUS1801N21WAN
350mA	4,2W	1x LED	372lm	46°	90	according to driver	floor	3000K	black	BLUS1801F21WAN
350mA	4,2W	1x LED	366lm	17°	90	according to driver	floor	4000K	black	BLUS1801N21NAN
350mA	4,2W	1x LED	372lm	46°	90	according to driver	floor	4000K	black	BLUS1801F21NAN
note cable length 2m, peg BLUXSPEG not included, driver not included, Series connection, CRI > 90										
customizations	CCT 2700K									

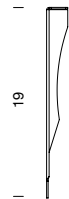
CE UK CA IP67



orientable spot

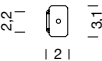
LUX SPOT 4,2W DRIVER

load	input voltage	range current	max power	Setting	switching	IP	dimensions cm	code
for 1 to 2 spots	220-240V	350mA	12W	No	ON/OFF	20	9,8x3,9x2,2	WPSUND12350
for 1 to 3 spots	220-240V	350mA	17W	No	ON/OFF	20	12,2x3,8x2,4	WPSUND17350
for 1 to 3 spots	220-240V	350mA	16W	No	ON/OFF	67	14x3x2,2	WPSUND16350IP
for 1 to 2 spots	220-240V	350mA*	10W	Yes	TRIAC	20	11x3x2,2	WPSTST120-350
for 1 to 2 spots	220-240V	350mA*	10W	Yes	1-10V	20	11x3x2,2	WPS1ST120-350
for 1 to 3 spots	110/240V	350mA*	17W	Yes	DALI	20	12x5,2x2,2	WPSDST250-700
for 1 to 4 spots	220-240V	350mA*	18W	Yes	CASAMBI	20	9,7x4,3x3	WPSCST150-700
note for outdoor installation IP connection system not included, series connection, *to be settetd								



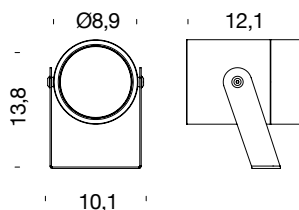
ACCESSORIES

version	finish	dimensions cm	code
PEG for 1 spot	black	19x3x2	BLUXSPEG





Lux Spot 4,2W, black.
Private residence, Milan

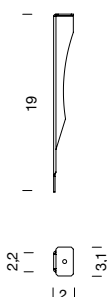


LUX SPOT 12W

current	max power	source	flux	optic	CRI	switching	mounting	CCT	finish	code
350mA	12W	1x COB	1040lm	14°	90	according to driver	floor	2700K	grey	BLUS1801N43DAA
350mA	12W	1x COB	900lm	53°	90	according to driver	floor	2700K	grey	BLUS1801H43DAA
350mA	12W	1x COB	1100lm	14°	90	according to driver	floor	3000K	grey	BLUS1801N43WAA
350mA	12W	1x COB	950lm	53°	90	according to driver	floor	3000K	grey	BLUS1801H43WAA
350mA	12W	1x COB	1200lm	14°	90	according to driver	floor	4000K	grey	BLUS1801N43NAA
350mA	12W	1x COB	1050lm	53°	90	according to driver	floor	4000K	grey	BLUS1801H43NAA
350mA	12W	1x COB	1040lm	14°	90	according to driver	floor	2700K	black	BLUS1801N43DAN
350mA	12W	1x COB	900lm	53°	90	according to driver	floor	2700K	black	BLUS1801H43DAN
350mA	12W	1x COB	1100lm	14°	90	according to driver	floor	3000K	black	BLUS1801N43WAN
350mA	12W	1x COB	950lm	53°	90	according to driver	floor	3000K	black	BLUS1801H43WAN
350mA	12W	1x COB	1200lm	14°	90	according to driver	floor	4000K	black	BLUS1801N43NAN
350mA	12W	1x COB	1050lm	53°	90	according to driver	floor	4000K	black	BLUS1801H43NAN

note cable length 2m, BLUXSPEG and BLUXHC66 not included, driver not included, series connection.

CE UK CA IP67



ACCESSORIES

version	finish	dimensions cm	code
PEG for 1 spot	black	19x3x2	BLUXSPEG
honeycomb filter	black	Ø6,6	BLUXHC66

note the filter has to be ordered together with spot

LUX SPOT 12W DRIVER

load	input voltage	range current	max power	Setting	switching	IP	dimensions cm	code
for 1 spot	220-240V	350mA	16W	No	ON/OFF	67	14x3x2,2	WPSUND16350IP
for 1 spot	110-277V	350mA*	15W	Yes	1-10V	20	13,9x4,2x3	WPS1ST250-1A
for 1 spot	110-240V	350mA*	17W	Yes	DALI	20	12x5,2x2,2	WPSDST250-700
for 1 spot	220-240V	350mA*	18W	Yes	CASAMBI	20	9,7x4,3x3	WPSCST150-700

note for outdoor installation IP connection system not included, series connection, to be setted*



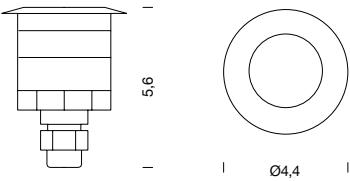
black



grey



Lux Spot 12W, black.
Private project, Athens



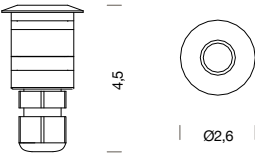
LUX RECESSED IP68

current	max power	source	flux	optic	CRI	switching	mounting	CCT	finish	code
350mA	1,2W	1x LED	73lm	11°	90	according to driver	recessed	3000K	grey	BLUX0201F17WCS
350mA	1,2W	1x LED	68lm	25°	90	according to driver	recessed	3000K	grey	BLUX0201417WCS
350mA	1,2W	1x LED	50lm	80°	90	according to driver	recessed	3000K	grey	BLUX0201617WCS
350mA	1,2W	1x LED	100lm	11°	75	according to driver	recessed	5000K	grey	BLUX0201F170CS
350mA	1,2W	1x LED	75lm	25°	75	according to driver	recessed	5000K	grey	BLUX02014170CS
350mA	1,2W	1x LED	55lm	80°	75	according to driver	recessed	5000K	grey	BLUX02016170CS
note driver not included, recessed box BLUXCASSA1 not included (more specifications on next page), cable length 1m, series connection.										
customizations CCT 2700K, 4000K										

CE UK CA IP68



grey finish



LUX RECESSED NANO IP68

current	max power	source	flux	optic	CRI	switching	mounting	CCT	finish	code
350mA	1,2W	1x LED	44lm	60°	90	according to driver	recessed	3000K	grey	BLUX0501017WCS
350mA	1,2W	1x LED	44lm	60°	90	according to driver	recessed	4000K	grey	BLUX0501017NCS
350mA	1,2W	1x LED	44lm	60°	90	according to driver	recessed	5000K	grey	BLUX05010170CS
note driver not included, recessed box BLUXCASSA5 not included (more specifications on next page), cable length 1m, series connection.										
customizations CCT 2700K										

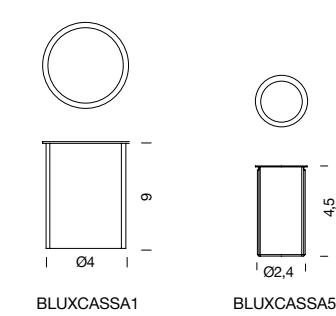
CE UK CA IP68



grey finish

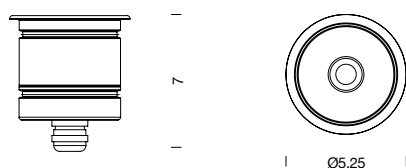
LUX RECESSED IP68 DRIVER

load	input voltage	range current	max power	Setting	switching	IP	dimensions cm	code
for 1 to 2 spots	220/240V	350mA	3W	No	ON/OFF	65	3,7X2,3X2,1	WPSUND03350IP
for 1 to 3 spots	200/240V	350mA	4W	No	ON/OFF	66	5,2x2,6x2,1	WPSUND04350IP
for 3 to 8 spots	220/240V	350mA	12W	No	ON/OFF	20	9,8x3,9x2,2	WPSUND12350
for 3 to 13 spots	220-240V	350mA	16W	No	ON/OFF	67	14x3x2,2	WPSUND16350IP
for 1 to 5 spots	220-240V	350mA*	7W	Yes	TRIAC	20	11x3x2,2	WPSTST350-700
for 1 to 5 spots	220-240V	350mA*	7W	Yes	1-10V	20	11x3x2,2	WPS1ST350-700
for 4 to 13 spots	110-240V	350mA*	17W	Yes	DALI	20	12x5,2x2,2	WPSDST250-700
for 4 to 14 spots	220-240V	350mA*	18W	Yes	CASAMBI	20	9,7x4,3x3	WPSCST150-700
note		series connection, *to be setted						



ACCESSORIES

version	spot	finish	dimensions cm	code
RECESSED BOX for 1 spot	lux recessed IP68	ABS	Ø4x9	BLUXCASSA1
RECESSED BOX for 1 spot	lux recessed IP68 SMALL	ABS	Ø2,4x4,5	BLUXCASSA5
note		installation BOX not IP rated		



LUX RECESSED 4,2W

current	max power	source	flux	optic	CRI	switching	mounting	CCT	finish	code
350mA	4,2W	1x LED	366lm	17°	90	according to driver	recessed	3000K	grey	BLUR1901N21WAA
350mA	4,2W	1x LED	372lm	46°	90	according to driver	recessed	3000K	grey	BLUR1901F21WAA
350mA	4,2W	1x LED	366lm	17°	90	according to driver	recessed	4000K	grey	BLUR1901N21NAA
350mA	4,2W	1x LED	372lm	46°	90	according to driver	recessed	4000K	grey	BLUR1901F21NAA
350mA	4,2W	1x LED	366lm	17°	90	according to driver	recessed	3000K	black	BLUR1901N21WAN
350mA	4,2W	1x LED	372lm	46°	90	according to driver	recessed	3000K	black	BLUR1901F21WAN
350mA	4,2W	1x LED	366lm	17°	90	according to driver	recessed	4000K	black	BLUR1901N21NAN
350mA	4,2W	1x LED	372lm	46°	90	according to driver	recessed	4000K	black	BLUR1901F21NAN
note	cable 1m, recessed box LUXCASSA4 not included, driver not included, series connection									
customizations	CCT 2700K									

CE UK CA IP67



transparent diffuser



grey finish



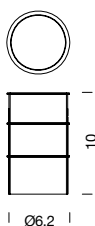
transparent diffuser



black finish

LUX RECESSED 4,2W DRIVER


load	input voltage	range current	max power	Setting	switching	IP	dimensions cm	code
for 1 to 2 spots	220-240V	350mA	12W	No	ON/OFF	20	9,8x3,9x2,2	WPSUND12350
for 1 to 3 spots	220-240V	350mA	17W	No	ON/OFF	20	12,2x3,8x2,4	WPSUND17350
for 1 to 3 spots	220-240V	350mA	16W	No	ON/OFF	67	14x3x2,2	WPSUND16350IP
for 1 to 2 spots	220-240V	350mA*	10W	Yes	TRIAC	20	11x3x2,2	WPSTST120-350
for 1 to 2 spots	220-240V	350mA*	10W	Yes	1-10V	20	11x3x2,2	WPS1ST120-350
for 1 to 3 spots	110-240V	350mA*	17W	Yes	DALI	20	12x5,2x2,2	WPSDST250-700
for 1 to 4 spots	220-240V	350mA*	18W	Yes	CASAMBI	20	9,7x4,3x3	WPSCST150-700
note	for outdoor installation IP connection system not included, series connection, *to be setted							



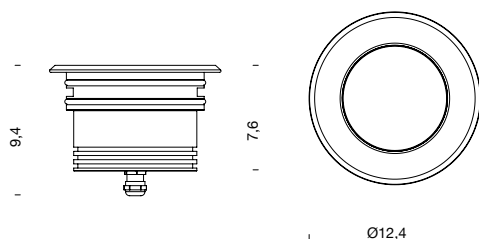
ACCESSORIES

version	finish	dimensions cm	code
RECESSED BOX for 1 spot	ABS	Ø6,2x10	BLUXCASSA4
note	installation BOX not IP rated		





Lux Recessed 12W, black.
Private project, Milan



LUX RECESSED 12W

[illegible]

CE UK CA IP67



black



grey

ACCESSORIES

version	finish	dimensions cm	code
recessed box for 1 spot	black	11x12	BLUXR12BOX
honeycomb filter	black	Ø6,6	BLUXHC66
note	installation box not IP rated, the filter has to be ordered together with spot		

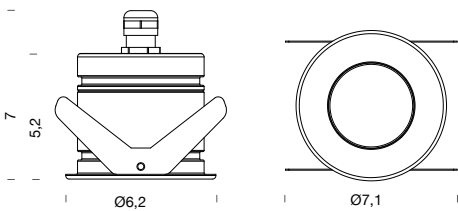
LUX RECESSED 12W DRIVER

[illegible]





Lux Recessed 4,2w, grey.
Private residence, Milan



LUX CEILING TRIM 4,2W

[illegible]

CE UK CA  IP65



grey

LUX CEILING TRIM 4,2W DRIVER

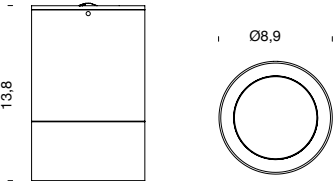
[illegible]

note for outdoor installation IP connection system not included, series connection, *to be setted



CE UK CA  IP65

[illegible]



LUX SURFACE 13,5W

voltage	max power	source	flux	optic	CRI	switching	mounting	CCT	finish	code
220/240V	13,5W	1x COB	1040lm	14°	90	ON/OFF	ceiling surface	2700K	grey	BLUC0901N43DAA
220/240V	13,5W	1x COB	900lm	53°	90	ON/OFF	ceiling surface	2700K	grey	BLUC0901H43DAA
220/240V	13,5W	1x COB	1100lm	14°	90	ON/OFF	ceiling surface	3000K	grey	BLUC0901N43WAA
220/240V	13,5W	1x COB	950lm	53°	90	ON/OFF	ceiling surface	3000K	grey	BLUC0901H43WAA
220/240V	13,5W	1x COB	1200lm	14°	90	ON/OFF	ceiling surface	4000K	grey	BLUC0901N43NAA
220/240V	13,5W	1x COB	1050lm	53°	90	ON/OFF	ceiling surface	4000K	grey	BLUC0901H43NAA
220/240V	13,5W	1x COB	1040lm	14°	90	ON/OFF	ceiling surface	2700K	black	BLUC0901N43DAN
220/240V	13,5W	1x COB	900lm	53°	90	ON/OFF	ceiling surface	2700K	black	BLUC0901H43DAN
220/240V	13,5W	1x COB	1100lm	14°	90	ON/OFF	ceiling surface	3000K	black	BLUC0901N43WAN
220/240V	13,5W	1x COB	950lm	53°	90	ON/OFF	ceiling surface	3000K	black	BLUC0901H43WAN
220/240V	13,5W	1x COB	1200lm	14°	90	ON/OFF	ceiling surface	4000K	black	BLUC0901N43NAN
220/240V	13,5W	1x COB	1050lm	53°	90	ON/OFF	ceiling surface	4000K	black	BLUC0901H43NAN
note Integrated driver, CRI > 90										

CE UK IP65

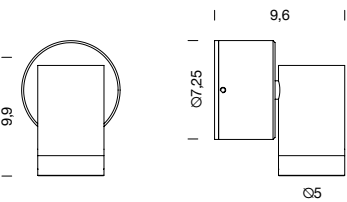


grey



black





LUX W-S (SINGLE)

voltage	max power	source	flux	optic	CRI	switching	mounting	CCT	finish	code
220/240V	4,2W	1x LED	366lm	17°	90	ON/OFF	wall	3000K	grey	BLUW4101N21WAA
220/240V	4,2W	1x LED	372lm	46°	90	ON/OFF	wall	3000K	grey	BLUW4101F21WAA
220/240V	4,2W	1x LED	366lm	17°	90	ON/OFF	wall	4000K	grey	BLUW4101N21NAA
220/240V	4,2W	1x LED	372lm	46°	90	ON/OFF	wall	4000K	grey	BLUW4101F21NAA
220/240V	4,2W	1x LED	366lm	17°	90	ON/OFF	wall	3000K	black	BLUW4101N21WAN
220/240V	4,2W	1x LED	372lm	46°	90	ON/OFF	wall	3000K	black	BLUW4101F21WAN
220/240V	4,2W	1x LED	366lm	17°	90	ON/OFF	wall	4000K	black	BLUW4101N21NAN
220/240V	4,2W	1x LED	372lm	46°	90	ON/OFF	wall	4000K	black	BLUW4101F21NAN
note	integrated driver									
Customization	CCT 2700K									

CE UK IP65




grey finish

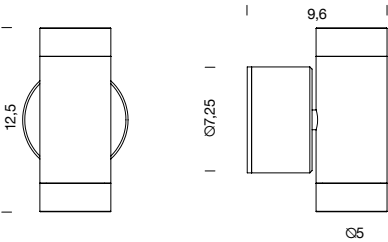


black finish





Lux W-S, black.
Private residence, Milan



LUX W-D (DOUBLE)

voltage	max power	source	flux	optic	CRI	switching	mounting	CCT	finish	code
220/240V	8,4W	2x LED	732lm	17°	90	ON/OFF	wall	3000K	grey	BLUW4102N21WAA
220/240V	8,4W	2x LED	744lm	46°	90	ON/OFF	wall	3000K	grey	BLUW4102F21WAA
220/240V	8,4W	2x LED	732lm	17°	90	ON/OFF	wall	4000K	grey	BLUW4102N21NAA
220/240V	8,4W	2x LED	744lm	46°	90	ON/OFF	wall	4000K	grey	BLUW4102F21NAA
220/240V	8,4W	2x LED	732lm	17°	90	ON/OFF	wall	3000K	black	BLUW4102N21WAN
220/240V	8,4W	2x LED	744lm	46°	90	ON/OFF	wall	3000K	black	BLUW4102F21WAN
220/240V	8,4W	2x LED	732lm	17°	90	ON/OFF	wall	4000K	black	BLUW4102N21NAN
220/240V	8,4W	2x LED	744lm	46°	90	ON/OFF	wall	4000K	black	BLUW4102F21NAN
note		integrated driver, combination of different optics on demand								
Customization		CCT 2700K								

CE UK IP65



grey finish



black finish





Lux W-D, black.
Private residence, Milan

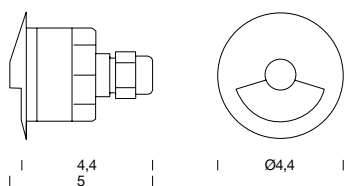




Lux W-D, grey.
Private residence, Milan



Lux Garden, grey - green.
Private residence, Milan



LUX WALKWAY

current	max power	source	flux	optic	CRI	switching	mounting	CCT	finish	code
350mA	1,2W	1x LED	10lm	asymmetric	90	according to driver	recessed	3000K	grey	BLUX0201217WCS
350mA	1,2W	1x LED	12lm	asymmetric	75	according to driver	recessed	5000K	grey	BLUX02012170CS
note		driver not included (more specifications on next page), cable length 1m, series connection								
customizations		CCT 2700K								

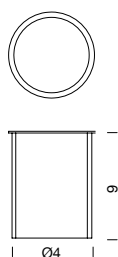
CE UKCA IP65



grey finish

LUX WALKWAY DRIVER

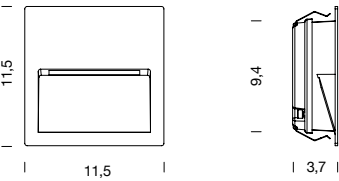
load	input voltage	range current	max power	Setting	switching	IP	dimensions cm	code
for 1 to 2 spots	220/240V	350mA	3W	No	ON/OFF	65	3,7X2,3X2,1	WPSUND03350IP
for 1 to 3 spots	200/240V	350mA	4W	No	ON/OFF	66	5,2x2,6x2,1	WPSUND04350IP
for 3 to 8 spots	220/240V	350mA	12W	No	ON/OFF	20	9,8x3,9x2,2	WPSUND12350
for 3 to 13 spots	220-240V	350mA	16W	No	ON/OFF	67	14x3x2,2	WPSUND16350IP
for 1 to 5 spots	220-240V	350mA*	7W	Yes	TRIAC	20	11x3x2,2	WPSTST350-700
for 1 to 5 spots	220-240V	350mA*	7W	Yes	1-10V	20	11x3x2,2	WPS1ST350-700
for 4 to 13 spots	110-240V	350mA*	17W	Yes	DALI	20	12x5,2x2,2	WPSDST250-700
for 4 to 14 spots	220-240V	350mA*	18W	Yes	CASAMBI	20	9,7x4,3x3	WPSCST150-700
note	series connection, *to be setted							



ACCESSORIES

version	finish	dimensions cm	code
RECESSED BOX for 1 spot	ABS	Ø4x9	BLUXCASSA1
note		installation BOX not IP rated	





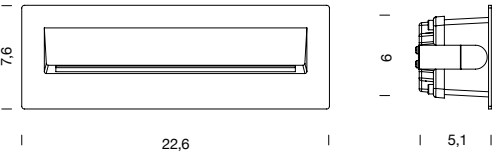
WALKBY

voltage	max power	source	flux	optic	CRI	switching	mounting	CCT	finish	code
100/240V	4W	LED	180lm	direct asymmetric	> 80	ON/OFF	wall	3000K	dark grey	MWBY4101038WGA
note recessed box included, driver included										

CE UK CA IP65



dark grey finish



WALKBY PLUS

voltage	max power	source	flux	optic	CRI	switching	mounting	CCT	finish	code
220/240V	8W	LED	330lm	direct asymmetric	> 80	ON/OFF	wall	3000K	dark grey	MWBY41P1038WGA
note recessed box included, driver included										

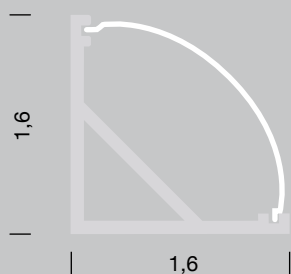
CE UK CA IP65



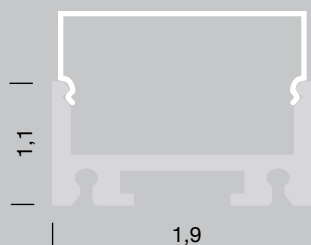
dark grey finish



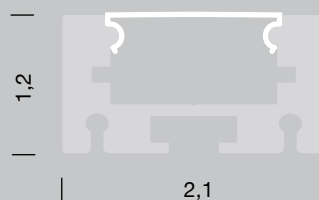
Walkby Plus, dark grey.
Musée départemental de la Préhistoire, Nemours



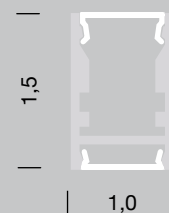
P23




P24



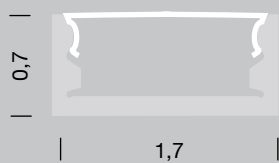
P04



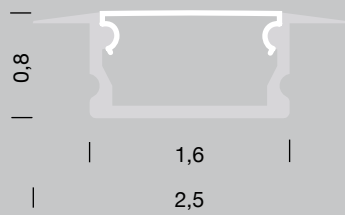
P25



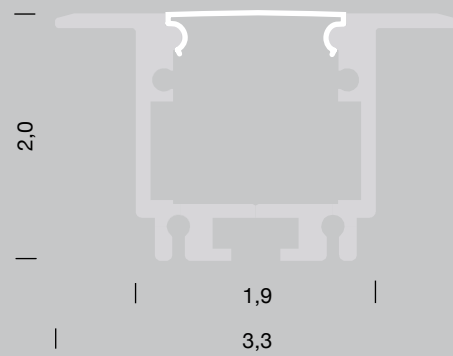
PROFILES AND LED STRIPS




P22



P13



P05



PROFILES AND LED STRIPS

IT

ILTI LUCE propone un'ampia selezione di profili lineari in alluminio adatti alla realizzazione di soluzioni luminose dedicate, capaci di rispondere alle più specifiche necessità di progetto. Completati di schermo di protezione e proposti in diverse dimensioni e con una gamma varia di LED strip compatibili. Alla fine della sezione, una guida presenta la migliore combinazione tra LED strip e profili lineari, indirizzando così l'utente verso la soluzione illuminotecnica più adeguata.

EN

ILTI LUCE offers a wide selection of aluminum linear profiles suitable for the realization of dedicated lighting solutions to meet the most specific project requirements. Supplied with protection shield and available in different sizes and with a varied range of compatible LED strips. At the end of the section, a guide presents the best combination of LED strips and linear profiles, directing the user towards the most suitable lighting solution.

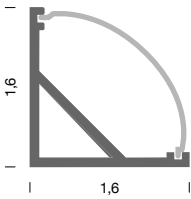
DE

ILTI LUCE bietet eine umfangreiche Auswahl an Aluminiumprofilen, die sich ideal für die Umsetzung von maßgeschneiderten Beleuchtungslösungen eignen, um den spezifischsten Projektanforderungen gerecht zu werden. Die Profile werden mit Abdeckung geliefert und sind in verschiedenen Größen erhältlich, zudem stehen diverse kompatible LED-Streifen zur Verfügung. Am Ende des Abschnitts präsentiert ein Leitfaden die besten Kombinationen von LED-Streifen und linearen Profilen und leitet den Benutzer so zur geeignetsten Beleuchtungslösung.

FR

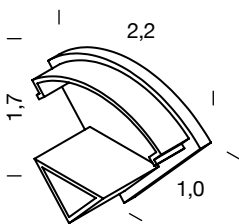
ILTI LUCE propose une large sélection de profilés linéaires en aluminium adaptés à la création de solutions d'éclairage dédiées, capables de répondre aux besoins des projets les plus spécifiques. Complet avec écran de protection et proposé en différentes tailles et avec une gamme variée de bandes LED compatibles. En fin de rubrique, un guide présente la meilleure combinaison entre rubans LED et profilés linéaires, orientant ainsi l'utilisateur vers la solution d'éclairage la plus adaptée.



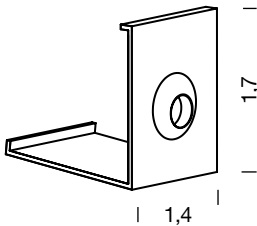
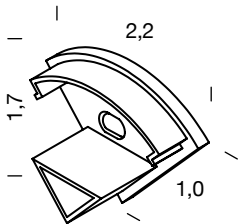


P23

length	screen	finish	code
1m	opal	grey	BP23AAOP1M
2m	opal	grey	BP25AAOP2M
note	aluminum profile with opal screen included - black finish on demand		



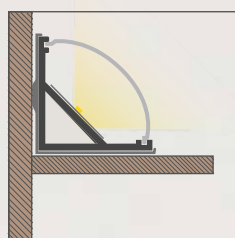
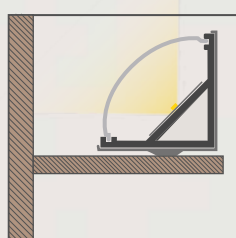
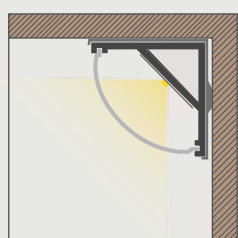
BP23ENDCAPS
End caps



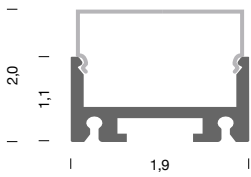
BP23CLIP
Clip

Accessories

version	profile	mounting	finish	code
End cap couple	P23	ceiling/wall	grey	BP23ENDCAPS
Clip P23	P23	wall	grey	BP23CLIP
note	Two fixing clip required per meter			

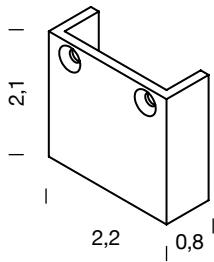


**Installation is recommended in wooden/plasterboard surfaces*

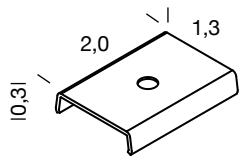
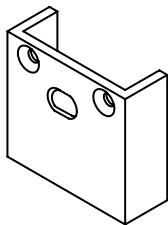


P24

length	screen	finish	code
1m	opal	grey	BP24AAOP1M
2m	opal	grey	BP25AAOP2M
3m	opal	grey	BP24AAOP3M
note	aluminum profile with opal screen included - black finish on demand		



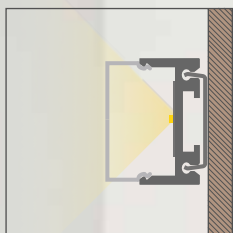
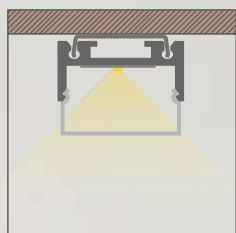
BP24ENDCAPS
End caps



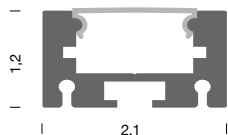
BP24CLIP
Fixing clip

Accessories

version	profile	mounting	finish	code
End caps couple	P24	ceiling/wall	grey	BP24ENDCAPS
Clip P24	P24	ceiling/wall	grey	BP24CLIP
note	Two fixing clip required per meter			

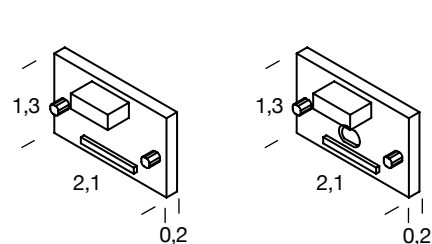


**Installation is recommended in wooden/plasterboard surfaces*

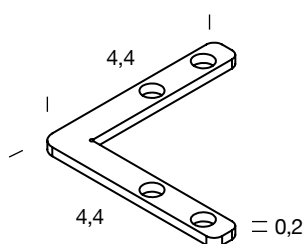


P04

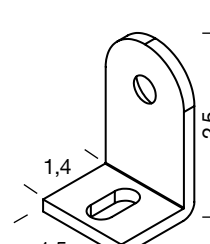
length	screen	finish	code
1m	opal	grey	BP04AAOP1M
2m	opal	grey	BP04AAOP2M
3m	opal	grey	BP04AAOP3M
note aluminum profile with opal screen included - black finish on demand			



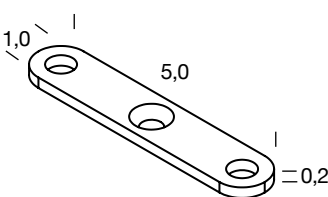
BP04ENDCAPS
End caps



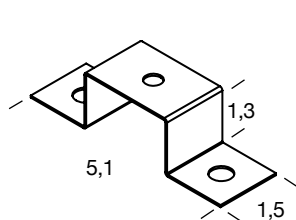
BP04CORNERJ
Corner joint



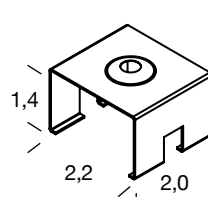
BP04WALLB
Bracket



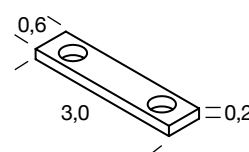
BP04CEILINGB
Ceiling/wall bracket



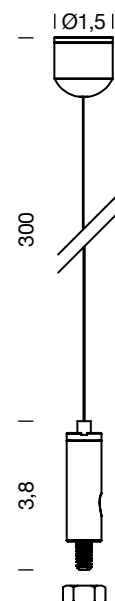
BP04RECCLIP
Recessed mounting bracket



BP04CLIP
Clip P04



BP04LINEARJ
Linear joint



BP04SUSPKIT
Suspension Kit

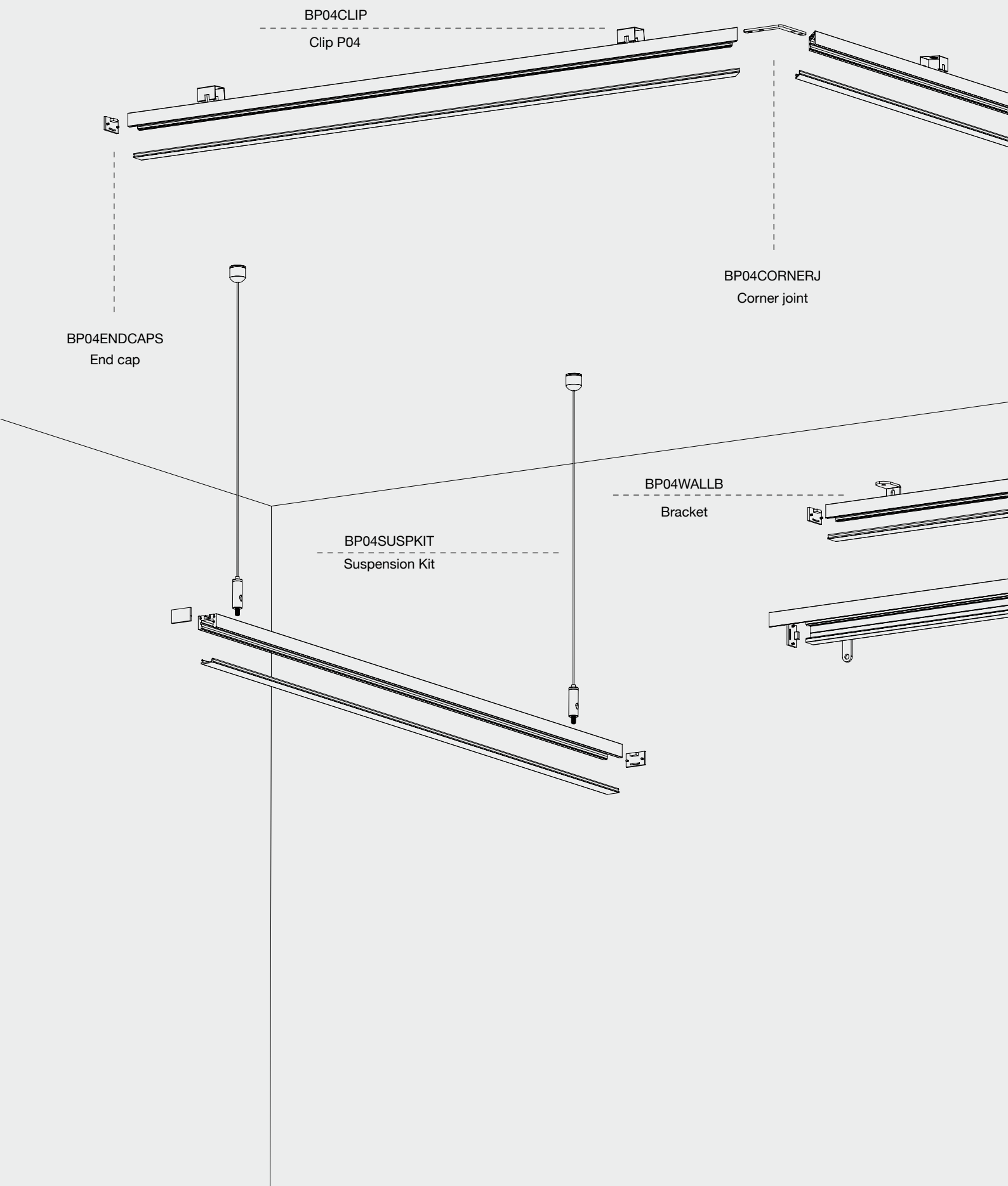
Accessories

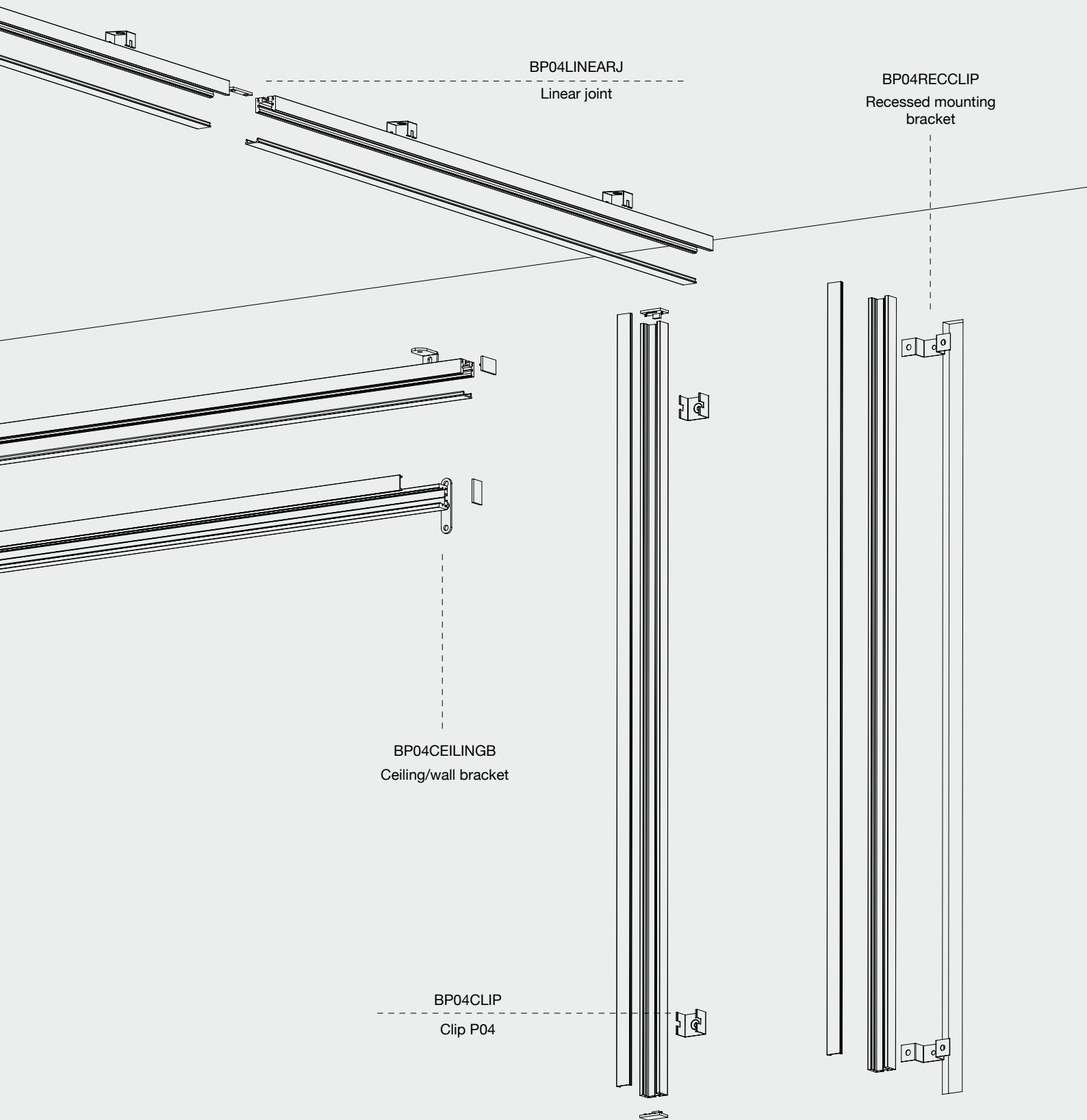
version	profile	mounting	finish	code
End caps couple	P04	ceiling/wall	grey	BP04ENDCAPS
Corner joint	P04	all	grey	BP04CORNERJ
Linear joint	P04	all	grey	BP04LINEARJ
Bracket	P04	wall	grey	BP04WALLB
Ceiling/wall bracket	P04	ceiling/wall	grey	BP04CEILINGB
Recessed mounting bracket	P04	recessed	grey	BP04RECCLIP
Clip P04	P04	ceiling/wall	grey	BP04CLIP
Suspension Kit	P04	suspended	grey	BP04SUSPKIT
note Two fixing clip required per meter				

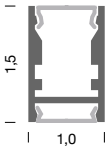


*It is possible a recessed installation only in wooden/plasterboard surfaces

ACCESSORIES PROFILES

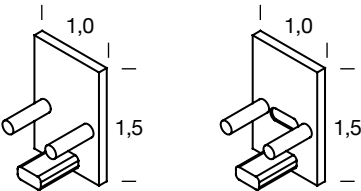






P25

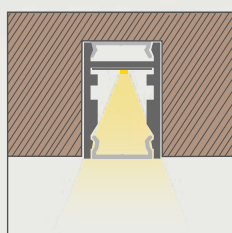
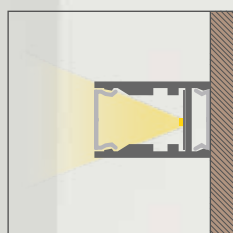
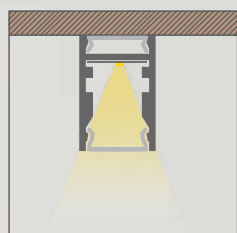
length	screen	finish	code
1m	opal	grey	BP25AAOP1M
2m	opal	grey	BP25AAOP2M
3m	opal	grey	BP25AAOP3M
note	aluminum profile with opal screen included -plastic profile for installation included- black finish on demand		



BP25ENDCAPS
End caps

Accessories

version	profile	mounting	finish	code
End caps couple	P25	ceiling/wall	grey	BP25ENDCAPS
note	Two fixing clip required per meter			

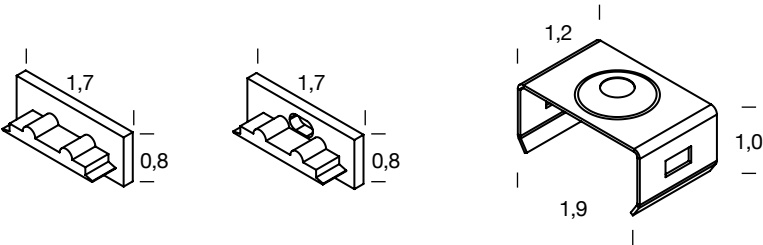


*A recessed installation is recommended in wooden surfaces



P22

length	screen	finish	code
1m	opal	grey	BP22AAOP1M
2m	opal	grey	BP22AAOP2M
3m	opal	grey	BP22AAOP3M
note	aluminum profile with opal screen included - black finish on demand		

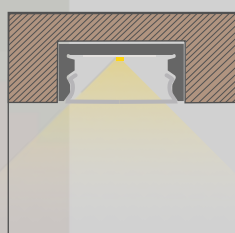
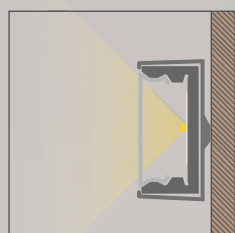
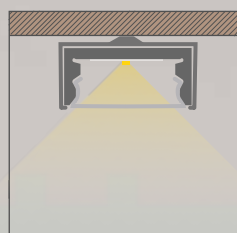


BP22ENDCAPS
End caps

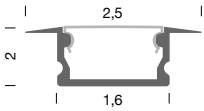
BP22CLIP
Fixing clip

Accessories

version	profile	mounting	finish	code
End caps couple	P22	ceiling/wall	grey	BP22ENDCAPS
Fixing clip	P22	ceiling/wall	grey	BP22CLIP
note	Two fixing clip required per meter			

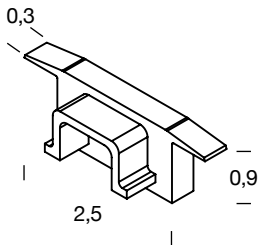


*A recessed installation is recommended in wooden surfaces

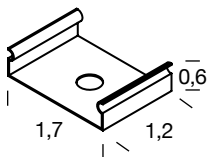


P13

length	screen	finish	code
1m	opal	grey	BP13AAOP1M
2m	opal	grey	BP13AAOP2M
3m	opal	grey	BP13AAOP3M
note	aluminum profile with opal screen included - black finish on demand		



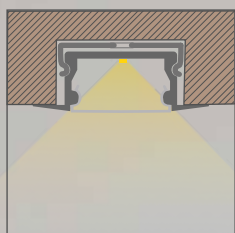
BP13ENDCAPS
End caps



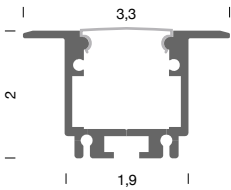
BP13CLIP
Fixing clip

Accessories

version	profile	mounting	finish	code
End caps couple	P13	recessed	grey	BP13ENDCAPS
Fixing clip	P13	recessed	grey	BP13CLIP
note	Two fixing clip required per meter			

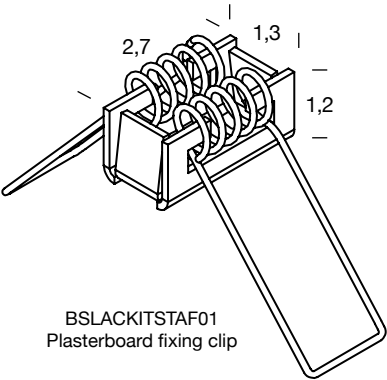


*A recessed installation is recommended in wooden/plasterboard surfaces

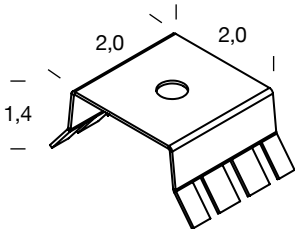


P05

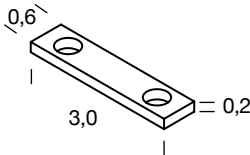
length	screen	finish	code
1m	opal	grey	BP05AAOP1M
2m	opal	grey	BP05AAOP2M
3m	opal	grey	BP05AAOP3M
note aluminum profile with opal screen included - black finish on demand			



BSLACKITSTAF01
Plasterboard fixing clip



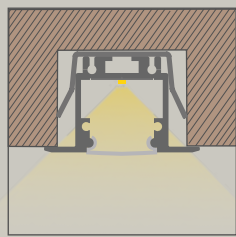
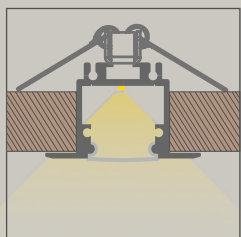

BP05CLIP-PLC
Wooden fixing clip



BP04LINEARJ
Linear joint

Accessories

version	ceiling thickness	profile	mounting	finish	code
Plasterboard fixing clip	min 0,3/max 4	P05	recessed	grey	BSLACKITSTAF01
Wooden fixing clip	min 3	P05	recessed	grey	BP05CLIP-PLC
Linear joint		P04	all	grey	BP04LINEARJ
note Two fixing clip required per meter					



*A recessed installation is recommended in wooden/plasterboard surfaces

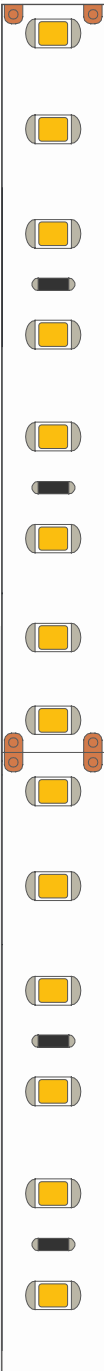
N25

lumen/m
1200-1550lm

power/m
9,6W

Qty LED/m
128

dimensions
500x1x0,2



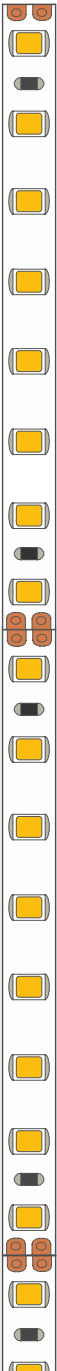
N19

lumen/m
1850-2000lm

power/m
14,5W

Qty LED/m
160

dimensions
600x0,5x0,2



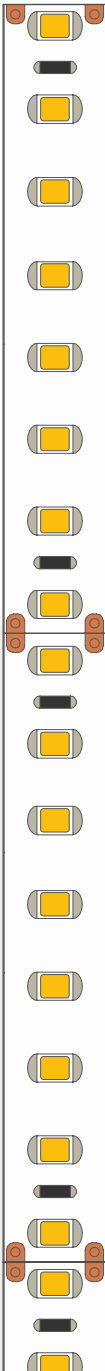
N24

lumen/m
2064-2368lm

power/m
14,5W

Qty LED/m
160

dimensions
1000x1x0,2



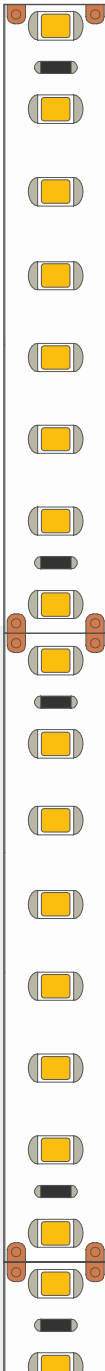
N24HF

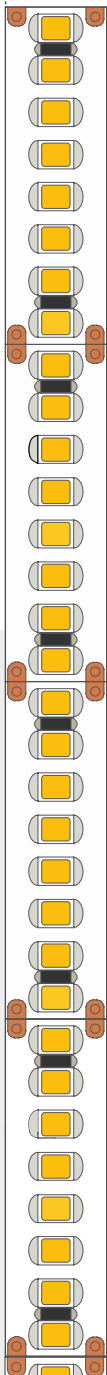
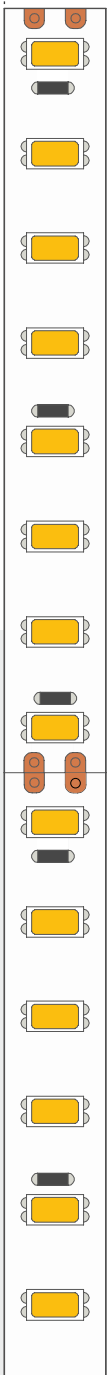

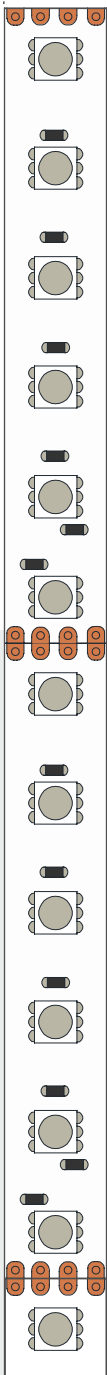

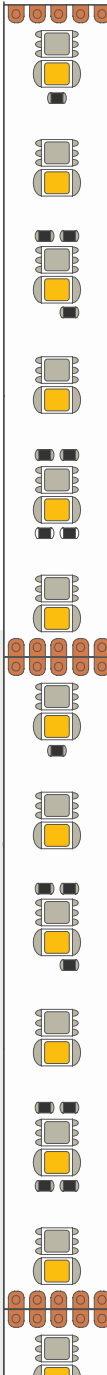
lumen/m
3400-4300lm

power/m
23W

Qty LED/m
160

dimensions
1000x1x0,2











<div><div>N17</div><div><div>lumen/m</div><div>1590-1900lm</div></div><div><div>power/m</div><div>15W</div></div><div><div>Qty LED/m</div><div>240</div></div><div><div>dimensions</div><div>600x1x0,2</div></div></div> <div></div>	<div><div>N10</div><div><div>lumen/m</div><div>3090-3260lm</div></div><div><div>power/m</div><div>19,2W</div></div><div><div>Qty LED/m</div><div>112</div></div><div><div>dimensions</div><div>1000x1x0,2</div></div></div> <div></div>	<div><div>N21</div><div><div>lumen/m</div><div>570lm</div></div><div><div>power/m</div><div>14,4W</div></div><div><div>Qty LED/m</div><div>120</div></div><div><div>dimensions</div><div>500x1x0,</div></div><div></div></div> <div></div>	<div><div>N22</div><div><div>lumen/m</div><div>700lm</div></div><div><div>power/m</div><div>15W</div></div><div><div>Qty LED/m</div><div>192</div></div><div><div>dimensions</div><div>500x1,2x0,2</div></div><div></div></div> <div></div>
--	---	--	--

N25

TECHNICAL INFORMATION

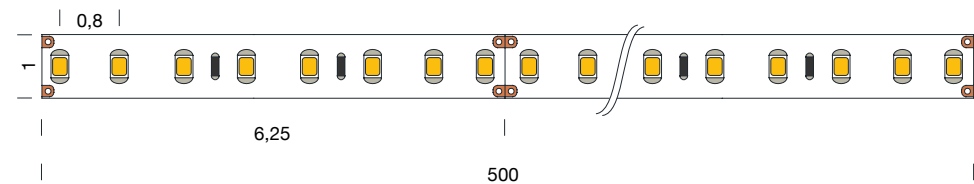
IP	IP20
Tension	24V
Power consumption	9,6W/m
Dimesnions	500x1x0,2
Qty LED/m	128
Sectionable every...	6,25
Luminous flux/m	>1200lm
CRI	>80
Lifetime	>L ₇₀ B ₅₀ >50000hrs
Working temp.	-10 +35°C
note	Warranty: 3 years

Color temperature	
	2200K (on demand)
	2700K
	3000K
	4000K

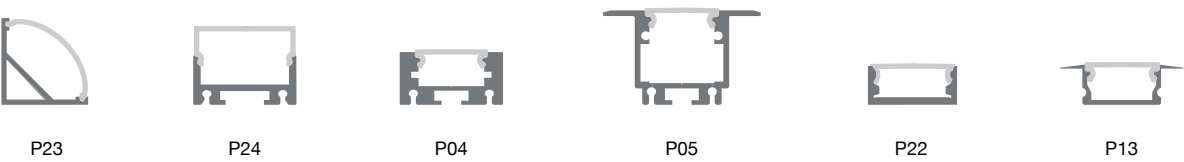
Code	Description	CRI	CCT	power/m	lumen/m	energy eff. class
1-WKL-7100-0-00	LED strip 640 LED 48W IP20	>80	2200K	9,6W	1200lm	
1-WKL-7101-0-00	LED strip 640 LED 48W IP20	>80	2700K	9,6W	1300lm	
1-WKL-7102-0-00	LED strip 640 LED 48W IP20	>80	3000K	9,6W	1400lm	
1-WKL-7103-0-00	LED strip 640 LED 48W IP20	>80	4000K	9,6W	1550lm	
note	3M VHB tape included					



DIMENSIONS



Compatible aluminum profiles






*to verify the compatibility of the profiles with various models of LED strips, please consult p.321
*do not connect more than 5m of strip, be careful of the voltage drop.




N19

TECHNICAL INFORMATION

IP	IP20
Tension	24V
Power consumption	14,4W/m
Dimesnions	600x0,5x0,2
Qty LED/m	160
Sectionable every...	5
Luminous flux/m	>1850lm
CRI	90
Lifetime	>L ₇₀ B ₅₀ >50000hrs
Working temp.	-10 +35°C
note	Warranty: 3 years

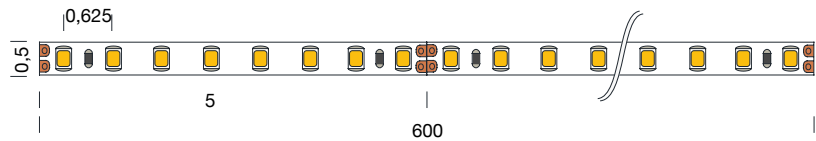
Color temperature

	2700K
	3000K
	4000K

Code	Description	CRI	CCT	power/m	lumen/m	energy eff. class
1-WKL-6022-0-00	LED strip 960 LED 86W IP20	90	2700K	14,4W	1800lm	
1-WKL-6023-0-00	LED strip 960 LED 86W IP20	90	3000K	14,4W	1850lm	
1-WKL-6024-0-00	LED strip 960 LED 86W IP20	90	4000K	14,4W	2000lm	
note	3M VHB tape included					



DIMENSIONS



Compatible aluminum profiles



P25







*to verify the compatibility of the profiles with various models of LED strips, please consult p.321
*do not connect more than 5m of strip, be careful of the voltage drop.







N24/N24HF

TECHNICAL INFORMATION

IP	IP20	IP20
Tension	24V	24V
Power consumption	14,5W/m	23W/m
Dimesnions	1000x1x0,2	1000x1x2
Qty LED/m	160	160
Sectionable every...	0,5	0,5
Luminous flux/m	>2064lm	>3400lm
CRI	90	>80
R9 index	>65 (CRI90)	
Lifetime	>L ₇₀ B ₅₀ >50000hrs	>L ₇₀ B ₅₀ >50000hrs
Working temp.	-10 +35°C	-10 +35°C
note	Warranty: 3 years	Warranty: 3 years

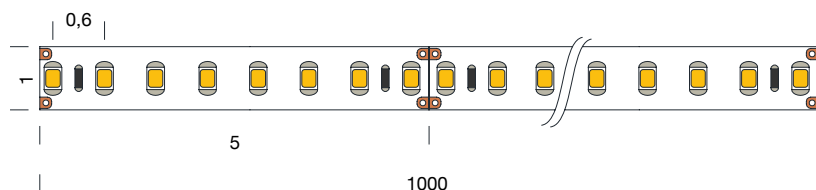
Color temperature

	2200K
	2700K
	3000K
	3500K (on demand)
	4000K
	5000K (on demand)

Code	Description	CRI	CCT	power/m	lumen/m	energy eff. class
1-WKL-3020-1-00	LED strip 1600 LED 145W IP20	90	2700K	14,5W	2064lm	
1-WKL-3021-1-00	LED strip 1600 LED 145W IP20	90	3000K	14,5W	2224lm	
1-WKL-3022-1-00	LED strip 1600 LED 145W IP20	90	4000K	14,5W	2368lm	
1-WKL-3025-0-00	LED strip 1600 LED 230W IP20	>80	2700K	23W	3400lm	
1-WKL-3026-0-00	LED strip 1600 LED 230W IP20	>80	3000K	23W	3650lm	
1-WKL-3027-0-00	LED strip 1600 LED 230W IP20	>80	4000K	23W	4300lm	
note	3M VHB tape included					



DIMENSIONS



Compatible aluminum profiles



*to verify the compatibility of the profiles with various models of LED strips, please consult p.321
 *do not connect more than 5m of strip, be careful of the voltage drop.




all dimensions are in cm




N17

TECHNICAL INFORMATION

IP	IP20
Tension	24V
Power consumption	15W/m
Dimesnions	600x0,5x0,2
Qty LED/m	240
Sectionable every...	3,3
Luminous flux/m	>1590lm
CRI	>95
R9 index	>83
Lifetime	>L ₇₀ B ₅₀ >50000hrs
Working temp.	-10 +35°C
note	Warranty: 3 years

Color temperature

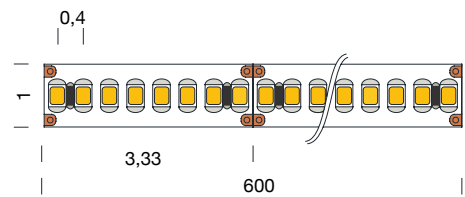
	2700K
	3000K
	4000K

Code	Description	CRI	CCT	power/m	lumen/m	energy eff. class
1-WKL-4500-0-00	LED strip 1440 LED 90W IP20	>97	2700K	15W	1590lm	
1-WKL-4501-0-00	LED strip 1440 LED 90W IP20	>97	3000K	15W	1770lm	
1-WKL-4502-0-00	LED strip 1440 LED 90W IP20	>97	4000K	15W	1905lm	

note 3M VHB tape included



DIMENSIONS



Compatible aluminum profiles



*to verify the compatibility of the profiles with various models of LED strips, please consult p.321
*do not connect more than 5m of strip, be careful of the voltage drop.

N21

TECHNICAL INFORMATIONS

IP	IP20
Tension	24V
Power consumption	14,4W/m
Dimesnions	500x1x0,2
Qty LED/m	120
Sectionable every...	5
Luminous flux/m	570lm
CRI	/
Lifetime	>L ₇₀ B ₅₀ >50000hrs
Working temp.	-10 +35°C
note	Warranty: 3 years

Color temperature

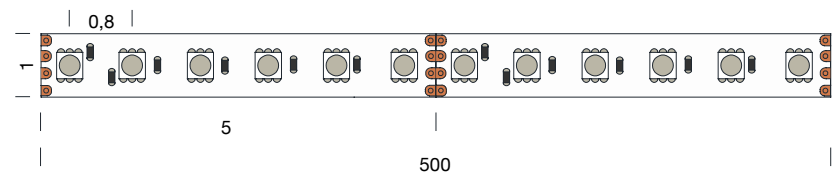


RGB

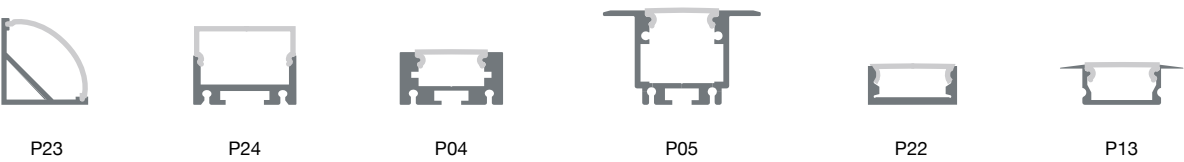
Code	Description	CRI	CCT	power/m	lumen/m	energy eff. class
1-WKL-4510-0-00	RGB	/	/	14,4W	570lm	/
note	3M VHB tape included					



DIMENSIONS



Compatible aluminum profiles



*to verify the compatibility of the profiles with various models of LED strips, please consult p.321
*do not connect more than 5m of strip, be careful of the voltage drop.

all dimensions are in cm

N22

TECHNICAL INFORMATIONS

IP	IP20
Tension	24V
Power consumption	15W/m
Dimesnions	500x1,2x0,2
Qty LED/m	192
Sectionable every...	6,25
Luminous flux/m	700lm
CRI	90
Lifetime	>L ₇₀ B ₅₀ >50000hrs
Working temp.	-10 +35°C
note	Warranty: 3 years

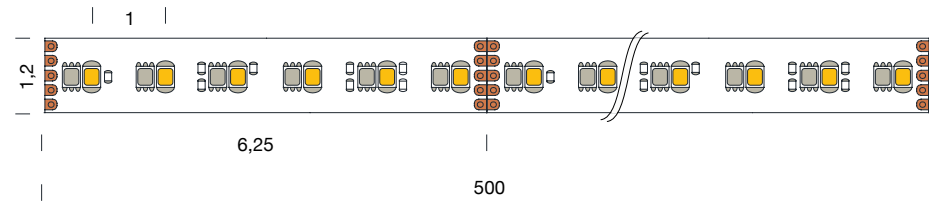
Color temperature

2400K + RGB

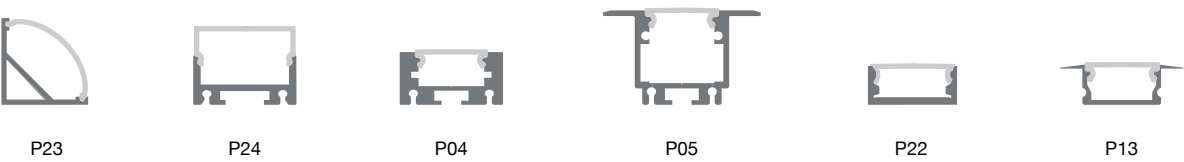
Code	Description	CRI	CCT	power/m	lumen/m	energy eff. class
1-WKL-4511-0-00	RGB-white	90	2400K	15W	700lm	<div>G</div>
note	3M VHB tape included					



DIMENSIONS






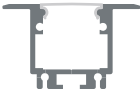


















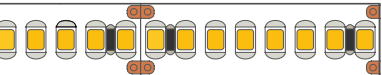







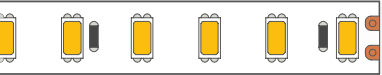























Compatible aluminum profiles

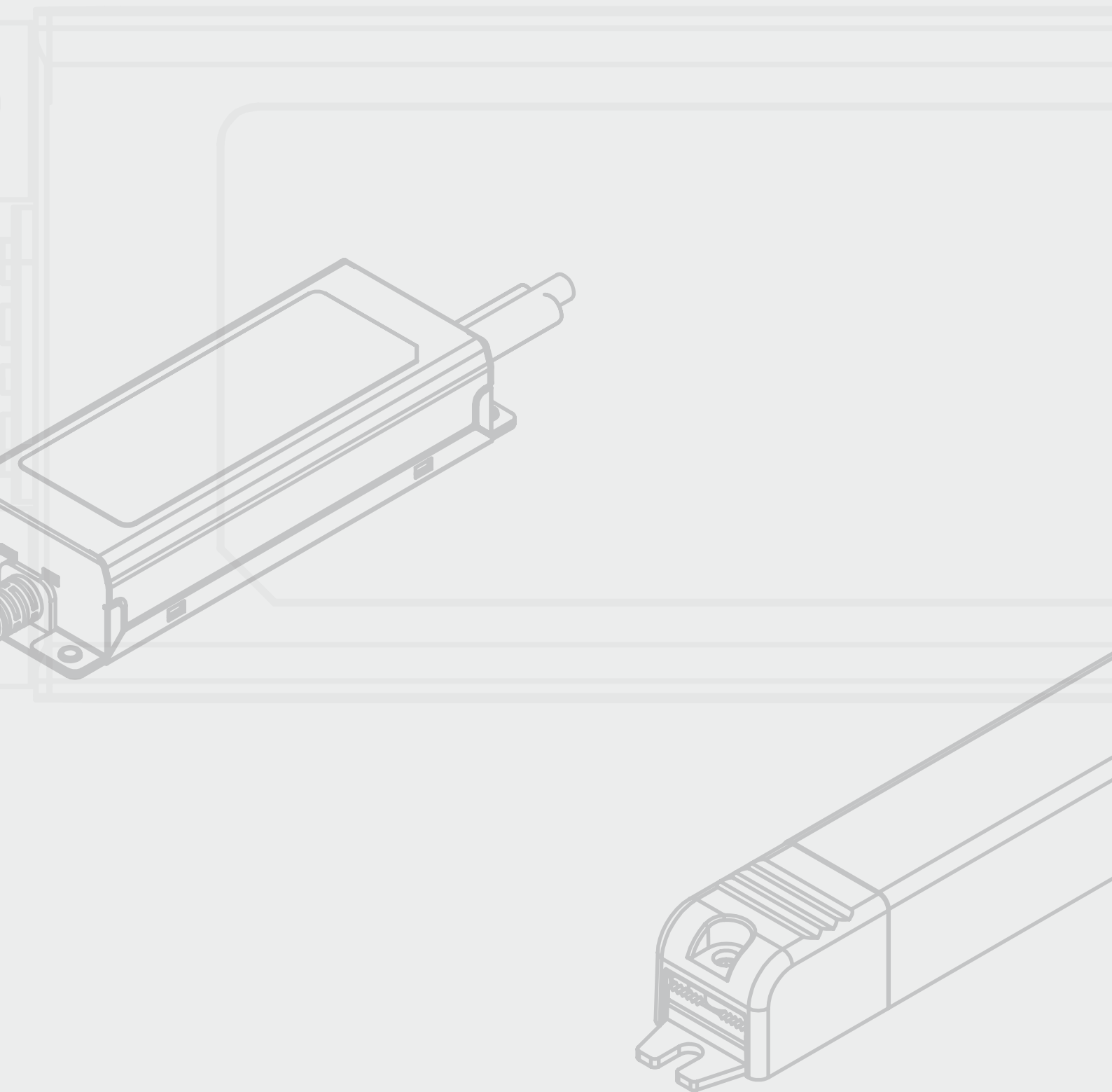


*to verify the compatibility of the profiles with various models of LED strips, please consult p.321
*do not connect more than 5m of strip, be careful of the voltage drop.

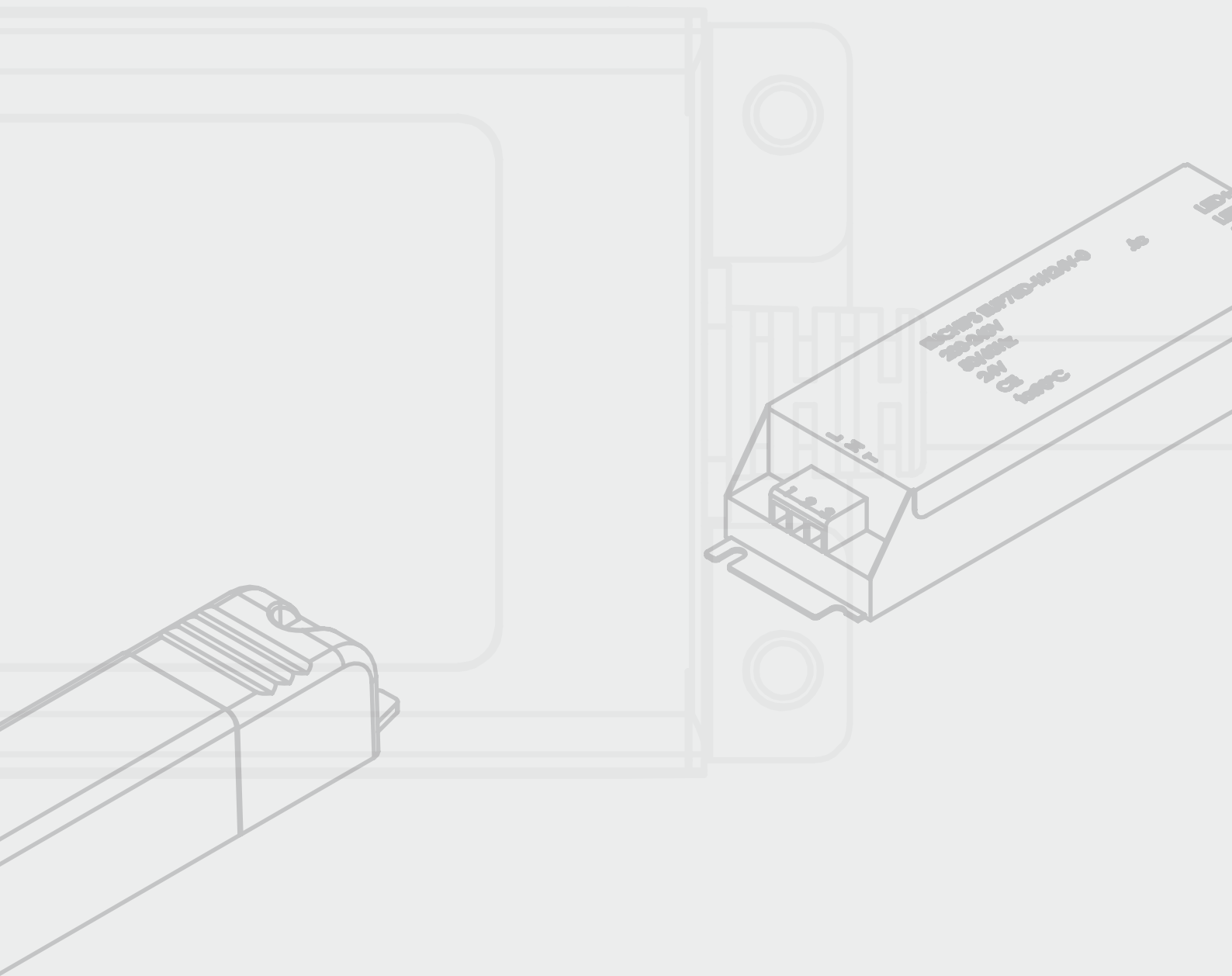
COMPATIBLE ALUMINUM PROFILES

							
	P23	P24	P04	P25	P22	P13	P05
 N25							
 N19							
 N24/HF							
 N17							
 N10							
 N21							
 N22							

-  LED Dot Free effect/ ideal for direct light solutions or continuous lines
-  Slightly visible LED Dot / ideal for indirect light solutions
-  Not compatible/ not recommended



DRIVERS AND CONTROLS



CONSTANT CURRENT DRIVER

IT

I driver in corrente costante sono utilizzati per effettuare collegamenti in serie. Sono disponibili sia in versione on/off che dimmerabili, settabili e in versione multi corrente. Quest'ultimi, grazie ad un dip-switch integrato sono in grado di garantire correnti in uscita differenti e rendere versatile e regolabile un apparecchio o un intero impianto a LED. Si raccomanda di verificare sempre che le caratteristiche elettriche di output dell'alimentatore combacino con quelle minime e massime richieste dall'apparecchio, al fine di avere un corretto funzionamento.

EN

Constant current drivers are used to make series connections. They are available in both on/off and dimmable, settable, and multi-current versions. The latter, thanks to an integrated dip-switch, are able to provide different output currents and make a lighting fixture or an entire LED system versatile and adjustable. Always verify that the electrical output characteristics of the driver match the minimum and maximum required by the appliance, in order to ensure correct operation.

DE

Konstantstromtreiber werden verwendet, um Reihenschaltungen zu erstellen. Sie sind sowohl in Ein/Aus- als auch in dimmbaren, einstellbaren und mehrstromfähigen Versionen erhältlich. Letztere können dank eines integrierten Dip-Schalters verschiedene Ausgangsströme bereitstellen und machen eine Leuchte oder ein ganzes LED-System vielseitig und einstellbar. Überprüfen Sie immer, ob die elektrischen Ausgangseigenschaften des Treibers mit dem vom Gerät geforderten Minimum und Maximum übereinstimmen, um einen korrekten Betrieb zu gewährleisten.

FR

Des drivers à courant constant sont utilisés pour établir des connexions en série. Ils sont disponibles en version on/off et dimmable, réglable et multi-courant. Ces derniers, grâce à un dip-switch intégré, sont capables de garantir différents courants de sortie et de rendre un luminaire ou un système LED complet polyvalent et réglable. Il est recommandé de toujours vérifier que les caractéristiques de sortie électrique de l'alimentation correspondent à celles minimales et maximales requises par l'appareil, afin de garantir un fonctionnement correct.

CONSTANT CURRENT DRIVER

input voltage	range current	max power	Setting	switching	IP	dimensions cm	code
220/240V	350mA	3W	No	ON/OFF	65	3,7x2,3x2,1	WPSUND03350IP
110/240V	350mA	4W	No	ON/OFF	66	5,2x2,6x2,1	WPSUND04350IP
220/240V	350mA	12W	No	ON/OFF	20	9,8x3,9x2,2	WPSUND12350
220-240V	350mA	16W	No	ON/OFF	67	14x3x2,2	WPSUND16350IP
220/240V	350mA	17W	No	ON/OFF	20	12,2x3,8x2,4	WPSUND17350
220-240V	600mA	28W	No	ON/OFF	20	9,7x4,3x3	WPSUND28600
220-240V	700mA	3W	No	ON/OFF	20	2,85x4,34x2,1	WPSUND03700
200-240V	700mA	12W	No	ON/OFF	20	12,7x5x1,1	WPSUND12700
200-240V	150-500mA	22W	Yes	ON/OFF	20	13,8x3x2,21	WPSUST150-500
220-240V	120-350mA	10W	Yes	TRIAC	20	11x3x2,2	WPSTST120-350
220-240V	350-700mA	10W	Yes	TRIAC	20	11x3x2,2	WPSTST350-700
220-240V	500-900mA	30W	No	TRIAC	20	18,5x4,3x2,9	WPSTST550-900
220-240V	350-700mA	10W	Yes	1-10V	20	11x3x2,2	WPS1ST350-700
220-240V	120-350mA	10W	Yes	1-10V	20	11x3x2,2	WPS1ST120-350
110-277V	250mA - 1A	35W	Yes	1-10V	20	13,9x4,2x3	WPS1ST250-1A
110-240V	250-700mA	20W	Yes	DALI	20	12x5,2x2,2	WPSDST250-700
200-240V	120-300mA	10W	Yes	DALI	20	11x3x2,2	WPSDST120-300
110-277V	250mA - 1A	35W	Yes	DALI	20	13,9x4,2x3	WPSDST250-1A
220-240V	150-700mA	26W	Yes	CASAMBI	20	9,7x4,3x3	WPSCST150-700

CONSTANT VOLTAGE DRIVER

IT

I driver in tensione costante sono disponibili sia in versione on/off che dimmerabili. Per identificare correttamente il driver e la potenza necessaria, si consiglia di considerare sempre un 20% in più della potenza totale richiesta dagli apparecchi LED collegati. Si raccomanda di verificare sempre che le caratteristiche elettriche di output dell'alimentatore combacino con quelle richieste dall'apparecchio, al fine di avere un corretto funzionamento. Verificare inoltre le distanze e i cavi utilizzati per i cablaggi per evitare cadute di tensione. Come indicazione generale di riferimento utilizzare la tabella sotto.

EN

Constant voltage drivers are available in both on/off and dimmable versions. In order to correctly identify the driver and the power required, always consider an additional 20% of the total power required by the connected LED fixtures. Always check that the electrical output characteristics of the power supply unit match those required by the light fixture in order to have a correct operation. Also check the distances and cables used for wiring to avoid voltage drops. Use the table below as a general reference.

DE

Konstantspannungs-Treiber sind sowohl in Ein/Aus- als auch in dimmbaren Versionen erhältlich. Um den Treiber und die benötigte Leistung korrekt zu identifizieren, berücksichtigen Sie immer zusätzliche 20 % der Gesamtleistung, die von den angeschlossenen LED-Leuchten benötigt wird. Überprüfen Sie immer, ob die elektrischen Ausgangseigenschaften des Netzgeräts mit den Anforderungen der Leuchte übereinstimmen, um einen korrekten Betrieb zu gewährleisten. Prüfen Sie auch die Abstände und Kabel, die für die Verkabelung verwendet werden, um Spannungsabfälle zu vermeiden. Verwenden Sie die unten stehende Tabelle als allgemeine Referenz.

FR

Les pilotes à tension constante sont disponibles en versions on/off et à intensité variable. Pour identifier correctement le driver et la puissance nécessaire, il est recommandé de toujours considérer 20 % de plus que la puissance totale requise par les luminaires LED connectés. Il est recommandé de toujours vérifier que les caractéristiques électriques de sortie de l'alimentation correspondent à celles requises par l'appareil, afin de garantir un fonctionnement correct. Vérifiez également les distances et les câbles utilisés pour le câblage afin d'éviter les chutes de tension. À titre de référence générale, utilisez le tableau ci-dessous.

CONSTANT VOLTAGE DRIVER

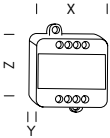
input voltage	output voltage	max power	switching	IP	dimensions cm	code
220/240V	24VDC	20W	ON/OFF	20	10,3x3,5x1,6	WPSU20W24V
110/240V	24VDC	25W	ON/OFF	67	14,8x4x3,2	WPSU25W24VIP
220/240V	24VDC	60W	ON/OFF	20	18x5,2x3	WPSU60W24V
90/305V	24VDC	60W	ON/OFF	67	16,3x4,3x3,2	WPSU60W24VIP
110/240V	24VDC	75W	ON/OFF	67	14x6,3x3,2	WPSU75W24VIP
110/240V	24VDC	100W	ON/OFF	67	14x6,3x3,2	WPSU100W24VIP
220/240V	24VDC	120W	ON/OFF	20	30x4x3	WPSU120W24V
110/240V	24VDC	150W	ON/OFF	67	18x6,3x3,5	WPSU150W24VIP
220/240V	24VDC	150W	ON/OFF	20	17,9x6,2x3	WPSU150W24V
100/305V	48VDC	240W	ON/OFF	67	22x6,5x3,5	WPSU240W48VIP
110/240V	24VDC	240W	ON/OFF	67	24,4x7,1x3,8	WPSU240W24VIP
200/240V	24VDC	250W	ON/OFF	20	19,5x6,7x3,2	WPSU250W24V
180/240V	24VDC	30W	TRIAC	20	10,7x4x2,2	WPST30W24V
220/240V	24VDC	75W	TRIAC	20	21,2x5,4x3,3	WPST75W24V
100/240V	24VDC	30W	DALI	20	10,7x4x2,2	WPSD30W24V
220/240V	24VDC	60W	DALI2/PUSH	20	36,1x3x2,1	WPSD60W24V
110/240V	24VDC	120W	DALI2	67	19,1x6,3x3,8	WPSD120W24VIP
220/240V	24VDC	150W	DALI2/PUSH	20	35x3x2	WPSD150W24V

Maximum cable length for every cable section

power	voltage	Ø0,5mm	Ø1mm	Ø1,5mm	Ø2,5mm
10W	24V	30m	45m	70m	110m
20W	24V	15m	20m	30m	55m
50W	24V	6m	10m	15m	22m
100W	24V	3m	5m	7m	11m

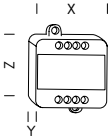
DIMMER INTERFACE

WIRED



dimensions x,y,z	max power	voltage	switching	code
4,4x5,7x2,5	240W	24V	0-10V 1-10V PUSH DALI	WDIMDALIHP
note	*to combine with driver ON/OFF			

WIRELESS



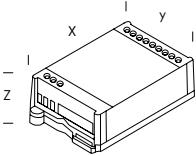
dimensions x,y,z	max power	voltage	switching	code
4,4x5,7x2,5	240W	24V	CASAMBI PUSH	WBLTSMART
note	on board (HOME version) or external mounting, iOS and Android compatible, set up by customer or by ILTI LUCE on commission, *to combine with driver ON/OFF			

REMOTE CONTROL KIT



dimensions x,y,z	max power	voltage	switching	code
1,2x0,5x5	120W	5V - 24V	REMOTE	WDIMKITREM
note	mono channel dimmer for LED with RF (radio frequency) wireless remote control , to be used as dimming solution in place of specific wiring			

DIMMER INTERFACE LED STRIP RGB/RGBW



dimensions x,y,z	max power	voltage	switching	code
8,7x5,3x2,7	240W	24V	CASAMBI	WSLAVECASCV4CH
8,7x5,3x2,7	240W	24V	DALI	WSLAVEDALICV4CH
8,7x5,3x2,7	240W	24V	DMX	WSLAVEDMXCV4CH



THE MUSEUM EXPERIENCE



Plint, black.

Francesco Hayez, "Crociati che placano la sete"
Musei Reali, Palazzo Reale, Turin.

THE MUSEUM EXPERIENCE

IT

ILTI LUCE fin dalla sua creazione è stata un'azienda pioniera nel campo dell'illuminazione museale: dapprima con le fibre ottiche e poi con i LED. Un know-how caratterizzato da una tecnologia capace di garantire elevate prestazioni in termini di qualità della luce e protezione delle opere d'arte. Questa sezione raccoglie le soluzioni illuminotecniche più adatte a valorizzare dipinti, sculture e manufatti storici. In particolare, le soluzioni per l'illuminazione d'accento, veicolata attraverso spot orientabili e sistemi lineari ad alte prestazioni.

EN

ILTI LUCE has always been a pioneer in museum lighting: first with fiber optics and then with LEDs. A know-how characterized by high-performance technology in terms of light quality and protection of artworks. This section brings together the lighting solutions best suited to enhance paintings, sculptures and historical artifacts. In particular, it presents solutions for accent lighting, achieved through adjustable spots and high-performance linear systems.

DE

Seit seiner Gründung ist ILTI LUCE ein Vorreiter auf dem Gebiet der Museumsbeleuchtung: der zunächst auf Glasfasern und später auf moderne LED-Technologie setzte. Ein Fachwissen, das sich durch eine Technologie auszeichnet, die höchste Leistungen in Bezug auf die Lichtqualität und den Schutz der Kunstwerke garantiert. In diesem Abschnitt sind die besten Beleuchtungslösungen zusammengestellt, um Gemälde, Skulpturen und historische Artefakte aufzuwerten. Insbesondere Lösungen für die Akzentbeleuchtung, die durch verstellbare Spots und leistungsstarke lineare Systeme übermittelt werden.

FR

Depuis sa création, ILTI LUCE est une entreprise pionnière dans le domaine de l'éclairage des musées : tout d'abord avec les fibres optiques puis avec les LED. Un savoir-faire caractérisé par une technologie capable de garantir de hautes performances en termes de qualité de lumière et de protection des œuvres d'art. Cette section rassemble les solutions d'éclairage les plus adaptées pour mettre en valeur les peintures, les sculptures et les objets historiques. En particulier, l'éclairage ponctuel grâce à des spots orientables et des systèmes linéaires performants



Miniflux Transparent | Sala dell'Alcova
Palazzo Chiablese, Turin

MUSEUM PRODUCTS SELECTION

3C TRACK SPOTLIGHT



ELBA

p.150



CAPRI

p.154



CAPRI PRO

p.56

Track ceiling/pendant
p.158-159Track recessed
p.158-159

GRAVITY COLLECTION



SPOT 3-8-12W

p.168



UGR FOLD

p.173



DASH 10-30W

p.175

Ceiling Gravity track
p.180Trimless Gravity track
p.180

SPOTLIGHT



FLEX ZOOM

p.200



PLINT

p.190

MINIFLUX



MINIFLUX TRANSPARENT

p.232



MINIFLUX OPAL

p.233



Capri, white
"Galleria Minini ", Milan
Installation views Andrea Rossetti







Miniflux Transparent.
"Gianfranco Ferré. Gioielli e Ornamenti"
Palazzo Madama, Turin





Capri Pro, black.
"The World of Tim Burton"
Museo Nazionale del Cinema, Turin

CREDITS

- Capri at Francesca Minini, Milan. Riccardo Previdi, “andrà tutto bene”, February-March 2022 – Courtesy: the artist and Francesca Minini. Ph. by Andrea Rossetti – p.336
- Capri Pro at Museo Nazionale del Cinema, Turin. “The World of Tim Burton” exhibition – Project: Museo Nazionale del Cinema. Arch. Helga Faletti. Drawings, ©Tim Burton. Ph. Andrea Guermani – p.340
- Custom solution at Store Mondadori Duomo, Milan
Project: Il Prisma. Partner Hi-Lite, Milan.
Ph. Vito Corvasce – p.8-10
- Elba at Museo Nazionale del Cinema, Turin. “The World of Tim Burton” exhibition – Project: Museo Nazionale del Cinema. Arch. Helga Faletti. Drawings, ©Tim Burton. Ph. Andrea Guermani – p.12
- Elba ceiling and Riga opal at Charlie & Friends, Dubai
Project: XO Atelier – p.152
- Elba at Molteni&C Roma Flagship Store - Ph. Max Zambelli – p.147
- Elba at Valextra boutique, Beijing -
Project: Arch. Martino Gamper – p.151
- Linear custom solution at private home, Florence – p.295
- Lux spot at Giugiaro Architettura head office, Turin – p.226
- Miniflux opal at Meet Cross Café, Dubai
Project: XO Atelier – p.238
- Miniflux opal at Sivasdeskalzo store, Barcelona – p.234
- Miniflux transparent at “Gianfranco Ferré. Gioielli e Ornamenti” exhibition. Palazzo Madama, Turin - Project: Fondazione Gianfranco Ferré, Curatrice Francesca Alfano Miglietti, Arch. Franco Raggi. Ph. Mario Ruggiero – p.338
- Miniflux transparent at Palazzo Civico, Turin
Project: IREN – TURIN - Luca Bigazzi. Ph. Enrico Muraro – p.228
- Miniflux transparent at Sala dell’Alcova. Palazzo Chiabrese, Turin. Sede della Soprintendenza archeologia, belle arti e paesaggio per la città di Torino. Su concessione del Ministero dei beni e delle attività culturali e per il turismo. Ph. Enrico Muraro – p.333
- Plint at Musei Reali, Palazzo Reale, Turin.
Su concessione del MiC - Francesco Hayez, Crociati che placano la sete, 1838 – 1849, olio su tela, 363 x 589 cm.
Ph. Enrico Muraro – p.330
- Salina at Teatro Arcimboldi, Milan - Project: Giulia Pellegrino, Calvi Ceschia Viganò Architetti Associati. Artistic advice: Arturo Brachetti. Ph. Luca Privitera – p.203
- Walkline at World of Wine, Porto – Project: Signify – p.253
- Zirkol Circle at Hages Badhotel, Rødby – p.36
- Zirkol Circle at Private Project, Manchester - Project: Vivo Casa. Ph. Peter Corcoran – p.45
- Zirkol Circle, Zirkol Square and Zirkol Linear at “VITA DULCIS. Paura e desiderio nell’impero romano”, Palazzo delle Esposizioni, Rome, 22 aprile – 27 agosto 2023. ©2023 Azienda Speciale Palaexpo. Ph. Daniele Molajoli – p.2, 4, 11, 23-24
- Zirkol custom at Domal showroom, Milan - Project: Lascia la Scia, Works management: Federica Allevi – p.106
- Zirkol Square Q custom custom at La Cave, Galerie Lafayette Haussmann, Paris - Project management: Groupe Duclot Studio: Trace & Associés Architectes. Light designer: Vincent Péron – Vip Lighting Ph. Benjamin Deroche – p.110
- Zirkol custom at Nexer Office. Ph. James Silverman – p.102
- Zirkol Oval at private residence, Pinzolo - Project: Offstage. Ph. Simone Furiosi – p.80
- Zirkol Square Q custom at Society Café, Dubai
Project: XO Atelier. Ph. Alex Jeffries – p.72
- Zirkol Square S at Stanford University, Florence - Project: Cloro Studio - Pier Paolo Carta and Valeria Zammarchi. Ph. Fabio Bascetta – p.71

ART DIRECTION AND GRAPHIC DESIGN

Guillaume Bloget and ILTI Luce

PHOTOS

Alberto Strada
Marcello Perego

LOCATION

Musée départemental de la Préhistoire, Nemours (France)
Private Residence, Milan (Italy)
The cultural and sports center Wangari Maathai, Paris (France)
Borgonuovo19, Milan (Italy)

EDITION

April 2024

PRINTED BY

Cattaneo Paolo Grafiche Srl (LC)

GENERAL INFORMATION

IT

Obiettivo di ILTI LUCE è quello di proporre soluzioni tecnologiche all'avanguardia, anche tramite un continuo e costante processo di aggiornamento. Per definizione la tecnologia è mutevole ed in costante evoluzione. Sugeriamo, per assicurare la consultazione delle informazioni più recenti sui prodotti, di verificare quelle disponibili sul nostro website www.iltiluce.com. Questo documento è stato redatto a Marzo 2024. Sostituisce ed aggiorna qualsiasi altra pubblicazione in relazione ai prodotti elencati.

A causa di naturali limiti tecnici di riproduzione e stampa, il colore dei modelli a catalogo è puramente indicativo e non può costituire motivo di rivalsa.

Ove non espressamente scritto, le lampadine non sono incluse nella vendita.

EN

ILTI LUCE's goal is to propose cutting-edge technological solutions, also through a constant updating process.

By definition, technology is changing and continuously evolving. To ensure the consultation of the latest product data, we recommend referring to the information available on our website www.iltiluce.com. This document was drafted in March 2024. It replaces and updates any other publication in relation to the listed products. Due to natural technical limitations of reproduction and printing, the colour of the models in the catalogue is purely indicative and cannot constitute grounds for recourse.

Unless expressly stated, light bulbs are not included in the sale.

DE

Das Ziel von ILTI LUCE ist die Entwicklung von technologischen Lösungen auf dem neuesten Stand, auch durch einen ständigen Aktualisierungsprozess. Die Technik entwickelt sich ständig weiter. Um die aktuellsten Produktunterlagen einzusehen, empfehlen wir, sich auf die Informationen auf unserer Website www.iltiluce.com zu beziehen. Dieses Dokument wurde im März 2024 verfasst. Es ersetzt und aktualisiert alle anderen Veröffentlichungen in Bezug auf die aufgeführten Produkte.

Aufgrund der technischen Grenzen der Reproduktion und des Drucks sind die Farben der im Katalog abgebildeten Modelle rein indikativ und können nicht als Reklamationsgrund dienen. Sofern nicht ausdrücklich angegeben, sind die Glühbirnen nicht im Verkauf enthalten.

FR

L'objectif de ILTI LUCE est de proposer des solutions technologiques

de pointe, également à travers un processus de mise à jour constante. Par définition, la technologie évolue et change continuellement. Pour garantir la consultation des dernières données produits, nous vous recommandons de vous référer aux informations disponibles sur notre site www.iltiluce.com.

Ce document a été établi en Mars 2024. Il remplace et met à jour toute autre publication relative aux produits cités.

En raison des limites techniques naturelles de reproduction et d'impression, la couleur des modèles du catalogue est purement indicative et ne peut constituer un motif de réclamation. Sauf mention expresse, les ampoules ne sont pas comprises dans la vente.

IT

L'elenco aggiornato dei prodotti con marchio UL ed ETL e le relative informazioni tecniche sono disponibili sul sito website: nemolighting.com/usa/

EN

The updated list of UL and ETL marked products and relevant technical information are available on the website: nemolighting.com/usa/

DE

Die aktualisierte Liste der UL- und ETL-zertifizierten Produkte und die entsprechenden technischen Informationen finden Sie auf der Website: nemolighting.com/usa/

FR

La liste actualisée des produits marqués UL et ETL et les informations techniques correspondantes sont disponibles sur le site web : nemolighting.com/usa/



Photometric data and more information available on our website:

www.iltiluce.com



Scan the code for Terms & Conditions

ILTI LUCE

ILTI LUCE

Strada Borgata Paradiso, 20
10036 Settimo Torinese - ITALY
Tel. +39 011 765 73 01
info@iltiluce.com

www.iltiluce.com

Part of

NEMO Group

NEMO SHOWROOM MONFORTE

Corso Monforte 19/A,
20122 Milan
Tel +39 02 970 703 40
monforte@nemolighting.com

NEMO GALERIE PARIS

44, Rue du Bac
75007 Paris
Tel +33 (0) 1 486 318 42
ruedubac@nemolighting.fr

NEMO USA

625 Jersey Avenue, Unit 7
New Brunswick, NJ 08901
Tel +1 800 734 5858
usa@nemolighting.com
nemolighting.com/usa/

NEMO COPENHAGEN

Store Kongensgade 118
1264 København
Denmark

